



**“No Animals Were Harmed”<sup>®</sup>**

— a certification program of —

American Humane<sup>™</sup>

**Guidelines for the  
Safe Use of Animals  
in Filmed Media**

[humanehollywood.org](http://humanehollywood.org)



**“No Animals Were Harmed”**

— a certification program of —  
American Humane™

## **When Using Animals, Call American Humane Early in Pre-Production**

**American Humane’s “Film & Television”® program**

**(818) 501-0123**

**Email: [filmunit@americanhumane.org](mailto:filmunit@americanhumane.org)**

*Registration forms and these Guidelines are available online:*

**[humanehollywood.org](http://humanehollywood.org)**

### **Questions or concerns about animals on a film?**

*Contact American Humane’s Resource Center & Production at*

*1-818-501-0123 or email [filmunit@americanhumane.org](mailto:filmunit@americanhumane.org) for guidance on best animal welfare practices, animal action and care, licensing/permitting, transportation.*

## **Contents**

---

A Legacy of Protection Since 1940 . . . . .	5
Basic Principles . . . . .	6
Definitions . . . . .	7
Producers’ Checklist . . . . .	9
Problem-Solving/Public Relations Checklist . . . . .	11
Special Requirements for Extras/Others Who Supply Animals. . . . .	12
Chapter 1 General Guidelines . . . . .	15
Chapter 2 Veterinary Care Guidelines . . . . .	24
Chapter 3 Guidelines for Production, Cast and Crew . . . . .	27
Chapter 3 A Reality Programming . . . . .	29
Chapter 4 Costumes, Makeup, Rigging and Props . . . . .	31
Chapter 5 Location and/or Set Safety . . . . .	33
Chapter 6 Special Effects . . . . .	43
Chapter 7 Stunts . . . . .	49
Chapter 8 Species-Specific Guidelines. . . . .	53
Dogs. . . . .	53
Domestic Cats . . . . .	59
Birds . . . . .	65
Fish . . . . .	69
Insects and Arachnids. . . . .	73
Horses (Equines) and Livestock. . . . .	75
Exotic/Captive Wildlife . . . . .	109
Primates . . . . .	113
Reptiles. . . . .	123
Amphibians . . . . .	125
Wildlife . . . . .	127



# **“No Animals Were Harmed”<sup>®</sup>**

— a certification program of —

**American Humane<sup>™</sup>**

The American Humane believes that all animals should be treated humanely, and we celebrate the special role they play in our families and our lives.

Animals appearing in film and television are testaments to the human-animal bond, through their interaction with their trainers, their cast and crew members, and ultimately through their effect on audiences. Our mission on the sets of filmed productions is to protect those animals and to ensure that they are treated humanely, with the respect and compassion they deserve.

**[humanehollywood.org](http://humanehollywood.org)**

## **American Humane’s “Film & Television”<sup>®</sup> program**

1400 16th Street NW, Suite 360  
Washington, DC 20036  
(818) 501-0123

Email: [filmunit@americanhumane.org](mailto:filmunit@americanhumane.org)

**AMERICAN★HUMANE**  
*FIRST TO SERVE<sup>™</sup>*

National Headquarters  
1400 16th Street NW, Suite 360  
Washington, DC 20036  
(800) 227-4645  
Email: [info@americanhumane.org](mailto:info@americanhumane.org)



**"No Animals Were Harmed"**  
— a certification program of —  
American Humane™

## **Protect Your Animal Actors Protect Your Production**

### **American Humane Oversight:**

*Codified in the Producer-Screen Actors Guild Agreement Since 1980  
(now known as the P-SAG-AFTRA Agreement)*

The American Humane works with producers to facilitate safe, effective and efficient performances by animal actors. Your production will greatly benefit from the American Humane's extensive experience meeting the unique needs of both animal actors and filmmakers.

**You (and your audience) want your production to carry the trademarked "No Animals Were Harmed"® end-credit certification!**

The American Humane is the only animal welfare organization:

- Built into the P-SAG-AFTRA Codified Agreement
- Able to document a production's humane care of animals
- Authorized to issue the official "No Animals Were Harmed"® end-credit certification
- Able to credibly and objectively report on the animal action when public concerns arise or animal accidents occur on a particular set

## **American Humane's Comprehensive Role**

---

### **Pre-Production**

- Assistance to evaluate/mitigate risk factors
- Collaboration to determine safe options and alternatives
- Access to information on various species, humane issues, animal experts

### **On the Set**

- Humane treatment of animals
- Reduced liability risks
- Animal safety, which yields greater cast and crew safety
- Increased protection from unwarranted controversies


### **Post-Production**

- Response to public inquiry throughout a production's distribution life
- Assistance as liaison with media, regulatory agencies and individuals requesting information about the animal action

### **Marketing**

- Trademarked "No Animals Were Harmed"® end-credit certification, which reassures audiences
- Film ratings and reviews online at [humanehollywood.org](http://humanehollywood.org)
- American Humane posters and products as set dressings

**Contact American Humane Early in the  
Pre-Production Process  
(818) 501-0123**



## A Legacy of Protection Since 1940

The motion picture and television production industries have endorsed a high standard of animal care as outlined in these *Guidelines for the Safe Use of Animals in Filmed Media* by the American Humane. On the set, the American Humane's Certified Animal Safety Representative(s)<sup>™</sup> ensure that the *Guidelines* are upheld; advise production on safety issues; document all animal action and care; and serve as independent, professional, objective witnesses to the treatment and well-being of animal actors. American Humane's oversight includes film, television, commercials, music videos and computer images. All production oversight is coordinated by the American Humane's "No Animals Were Harmed"<sup>®</sup> program in Los Angeles.

At its most fundamental level, American Humane's role is to prevent legally defined cruelty to animal actors. In reality, the industry today is primarily composed of caring and responsible individuals. American Humane's role also has evolved to that of safety expert and animal advocate. American Humane works proactively and collaboratively with filmmakers, beginning early in pre-production, during filming, through the project's release or airing, and throughout the entire distribution life of the production. American Humane advocates that each production meet the standards set forth in these *Guidelines* and provides ongoing support on how to do so. Productions that collaborate with American Humane and meet this standard of care qualify for American Humane's trademarked and registered "No Animals Were Harmed"<sup>™</sup> end-credit certification. The determination of this award can only be made after filming is complete, all documentation submitted, and a screening of the locked picture provided. All end-credits are alphanumerically coded and may not be transferred to non-qualifying productions.

**Production is responsible for contacting American Humane when animals are to be used. It is not the responsibility of the trainer/wrangler/supplier to do so. Only American Humane's on-set supervision can qualify a production for official end-credit certification eligibility.**



## **Basic Principles for the Safe Use of Animals in Filmed Media**

- American Humane's *Guidelines* prescribe a high standard of care that the film and television production industries have voluntarily agreed to provide to animal performers. This standard is more comprehensive and more compassionate than any state's anti-cruelty laws.
- American Humane's *Guidelines* apply to all animals used in the production, including animals used as background or off-camera to attract the attention of another animal being filmed.
- Animals are not props (even if they are supplied by the props department)!
- No animal will be killed or injured for the sake of a film production.
- American Humane will not allow any animal to be treated inhumanely to elicit a performance.
- Although permitted for necessary veterinary care, general anesthesia and sedation are high-risk procedures and are prohibited for the sole purpose of filmmaking.
- Storytelling needs of producers can be achieved humanely by working with American Humane and adhering to American Humane's *Guidelines*.
- Documentary-style footage/stock footage acceptable to American Humane's mission cannot include scenes that represent actual harm to an animal, even if filmed as non-fiction "newsreel" footage. Such harm, although possibly historic, is considered exploitation of the animal's suffering for the sake of entertainment. Any scene depicting harm must be simulated.
- Reality or non-scripted entertainment acceptable to American Humane's mission may only include scenes that do not show real harm to a live animal.
- **American Humane and American Humane's Certified Animal Safety Representative(s)™ will uphold all applicable anti-cruelty laws.**

## Definitions

- **ANIMAL** is any sentient creature, including birds, fish, reptiles and insects.
- **ANIMAL HANDLER** is any person responsible for feeding, watering, cleaning, manipulating, loading, crating, shifting, transferring, immobilizing, restraining, treating, training, working or moving any animal. The term “animal handler” includes, but is not limited to, animal coordinators, wranglers, historic re-enactors and any other cast or crew member or private party providing or taking responsibility for an animal (for example, the props or stunts department). Animal handlers may include veterinarians who are on set for the purpose of ensuring the health of animals.
- **ANIMAL SUBSTITUTES** are fake animals, animatronics, computer-generated images (CGI) and other techniques used to simulate live animals.
- **COLD LOADING** is transferring animals onto or off of an aircraft when engines and rotors/propellers are not running.
- **DECLARED AND PROHIBITED SUBSTANCES FOR USE IN HORSE RACING** Substances that state horse racing board’s and/or commissions have ruled cannot be used in horse racing, or may be limited in use.
- **EQUINE** means horse, pony, mule or donkey.
- **HARMED** is physical injury or damage; having had pain or loss or suffering inflicted.
- **HORSE RACING BOARD** The Official governing body regulating horse racing activities within each state, province, or county. (Sometimes referred to as a “commission”)
- **HOT LOADING** is transferring animals onto or off of an aircraft with engine and rotors/propellers running.
- **HUMANE** means marked by an emphasis on humanistic values and concerns; characterized by kindness, mercy or compassion.
- **INHUMANE** means lacking pity or compassion for another living being.
- **INSERT VEHICLE** (often referred to as an “insert car”) is any type of moving apparatus that has wheels and a camera mounted for purposes of filming moving action, including, but not limited to, cars, trucks, four-wheelers, three-wheelers, golf carts, dune buggies, bicycles, etc., and includes any type of chase vehicle that may be used in filming traveling scenes. The term “insert vehicle” as used in these *Guidelines* shall mean any insert vehicle or chase car. The term “**crane**” refers to any arm, boom or crane with a camera attached, which moves independently of the vehicle.
- **LIBERTY ANIMALS** are any animals that have received special training and which are not confined nor are their movements restricted, and they are not under the direct, hands-on control of an animal handler. Liberty animals are controlled by the use of signals or commands such as voice commands, visual cues (hand signals) or a combination of both, and can be reasonably expected to stay at the filming location.



- **LOOSE ANIMALS** are any animals that have limited to no training; are not under the direct, hands-on control of an animal handler; and/or are not restricted or confined.
- **MOTION PICTURE** and **FILMED MEDIA** are terms that include, but are not limited to, film, television, music video and computer images. These terms are used interchangeably throughout these *Guidelines*.
- **REGULATORY VETERINARIAN** A veterinarian employed by a governmental agency or body charged with enforcing veterinary regulations.
- **RESTRICTED ANIMALS** are any animals whose movements are limited or confined, and for which a safety plan is in place to prevent their escape. Restricted animals include, but are not limited to, animals working in an area that has boundaries or is enclosed. Animals restrained by fencing, crates, leashes, hobbles and waist-ties are also examples of restricted animals. Animals that are ridden or harnessed and controlled by experienced animal handlers are also deemed restricted. Animals shall be trained and conditioned to the type of confinement used.
- **SIMULATED/STAGED** refers to either an animal or the activity of an animal that is created or enhanced by artificial technical means, including one or a combination of the following: animatronics, puppets, camera angles, split screen, computer-generated images and similar techniques. Simulated/staged action may also include the careful choreographing of live animal action to create the illusion of risk. In simulated/staged action, the production avoids placing the live animal in jeopardy.
- **VET LIST** refers to the listing of horses not approved for racing by state horse racing boards/commissions.



## **Producers' Checklist for Working with American Humane**

**Notify American Humane early in pre-production that animals will be used in your project.** A timely and collaborative relationship with American Humane can help your production work with animals safely, humanely and efficiently. Maintaining a transparent, cooperative partnership during production allows us to effectively respond to public and media inquiries. American Humane also can be a valuable asset to your marketing and publicity efforts during distribution or airing.

### **Pre-Production and Principal Photography Checklist**

- American Humane needs information to accurately document your responsible use of animals. Provide us with:
  - A copy of the script (early in pre-production) and any edits relating to animal action.
  - The names of the animal handlers and veterinarian as soon as they are selected.
  - The location or types of film sets and environmental conditions to be encountered, as soon as they are determined.
  - The call sheets, crew lists and script changes in a timely manner during filming to allow analysis of the animal action and appropriate assignment of American Humane personnel.
- Become informed about, and comply with, all relevant federal, state and local laws, permits and ordinances pertaining to the use of the animals. When filming in other countries, it is important to obtain as early as possible information regarding the laws concerning the import, export and/or use of the intended species in those countries. Your animal handler should be able to provide this information. If not, American Humane may be able to assist you.
- Most animals used in “exhibition,” including motion pictures, are covered by the Federal Animal Welfare Act (AWA). The AWA requires the “exhibitor” to have the appropriate USDA and state permits.
- Cooperate with and facilitate American Humane’s documentation of the animals, their care and how the animal action is performed, including photographs, receipts, veterinary records or other appropriate materials.
- Provide demonstrations for cast and crew of any training or cueing methods, safety precautions or animal action that might be misunderstood and/or raise concerns. Smart productions make sure that all cast and crew understand the animal care and animal action they are observing.
- Include American Humane in all safety meetings related to scenes with animals.
- Ensure that actors working with animals have adequate training and experience in advance with the types of animals to be used. Allow appropriate training and preparation time as needed to provide for both the actors’ safety and the humane treatment of the animals. This is especially important when



using horses.

- Give it the personal touch. Tell your animal handlers, veterinarians and crew members whose jobs impact animals (props department, pyrotechnics, stunt coordinators, makeup artists) that:
  - You care!** Tell your crew that you are committed to the humane care of the animal performers. While this is normally understood on most productions, a specific instruction from the producer or the director can make a critical difference!
  - You want American Humane's "No Animals Were Harmed" end-credit certification** and favorable review. This will alert animal handlers to collaborate with American Humane and provide timely and accurate information about all the animal action.
  - American Humane is on the set!** Often just an announcement and the knowledge that American Humane is on the set provides your crew with the assurance that the animals are well cared for. Post signs in appropriate locations on the set. Include American Humane's Resource Center & Production telephone number: (818) 501-0123. Include American Humane on your call sheets.
- Educate your crew and prevent accidents. Provide copies of American Humane's *Guidelines* to:
  - All animal handlers and veterinarians.
  - All cast and crew members whose jobs impact animals. This may include assistant directors, props, makeup, costume, special effects, pyrotechnics and others.
- Provide animal handlers with accurate information concerning the required animal action, the environment in which the animal will be required to perform, and the call time for the animal.
- Include studio teachers in safety meetings concerning animals if young performers will be working with or near animals.

## **Problem-Solving/Public Relations Checklist**

- During pre-production and principal photography: Consult with your animal handler and/or American Humane about potential public perception issues relating to specific species and/or stunts.
- During pre-production and principal photography: Provide American Humane with the names and phone numbers, including emergency numbers, of the executive producer and publicist to help coordinate a response to any animal emergencies.
- During principal photography: Encourage crew members to ask questions of American Humane's Certified Animal Safety Representative(s)<sup>™</sup>. This will assure the crew — your project's first "audience" — that you are following American Humane's *Guidelines* to ensure the safety and well-being of animals.
- During filming: Provide cast and crew with American Humane's Resource Center for questions and concerns about animals on a film: (818) 501-0123.
- During post-production, publicity and distribution: Provide American Humane with copies of the electronic press kit and other press information regarding the animal action so that American Humane can be prepared to respond to the questions they will stimulate.



**“No Animals Were Harmed”<sup>®</sup>**  
— a certification program of —  
American Humane<sup>™</sup>



**“No Animals Were Harmed”<sup>®</sup>**

— a certification program of —

American Humane<sup>™</sup>

## **Special Requirements for Extras/ Others Who Supply Animals**

Although these special requirements apply to extras or other private owners (including cast and crew members), production is always ultimately responsible for the well-being of any animal (or person) on a set. Please be aware, for safety reasons, that American Humane discourages the use of an extra’s animal in lieu of a professionally trained animal that is acclimated to work on a film set.

**Guideline Applicability:** American Humane’s *Guidelines for the Safe Use of Animals in Filmed Media* apply to anyone bringing an animal to the set.

### **Training and Socialization**

- a. Extras/owners who bring their animals to a film set should make sure that their animals are well-trained, socialized and comfortable in groups of animals and people.
- b. Animals must be trained, prepped and in appropriate physical and behavioral condition to perform the required work.

### **Water**

- a. Extras/owners shall bring a water bowl/container that is heavy enough not to be tipped over and large enough to satiate an animal’s thirst.
- b. Extras/owners shall make water available to the animal on and off camera.

### **Shade and Shelter**

- a. All animals shall have access to shade, shelter and warmth, as necessary for the species of animal.
- b. Crates or other appropriate housing shall be provided to all animals.

### **Housing**

Crates/carriers and/or other appropriate housing shall be brought by extras/owners.

### **Control**

- a. All dogs must wear a collar and be kept on a leash at all times, or be held in a secure pen, fenced area or crate.
- b. All animals shall be controllable at all times.
- c. Animals shall never be left unattended or in the care of anyone who is unqualified to care for the animal properly.
- d. If any animal appears aggressive, stressed and/or charges, threatens or bites any person or animal, it shall be removed immediately from the set and location.

\* Notes a federal, state or local animal welfare statute, code or permit consideration.

### **Proof of License and Vaccination**

- a. All dogs shall be licensed.
- b. Extras/owners must provide proof of the animal's vaccinations as recommended for the species of animal.
- c. All animals shall be vaccinated according to their species.
- d. The animal must have received its vaccinations at least two weeks prior to coming onto set.
- e. Proof of vaccination or the name and phone number of the veterinarian who vaccinated the animal must be provided to the American Humane Certified Animal Safety Representative™ upon request.
- f. American Humane may request proof of vaccination and health certificates where applicable.
- g. Animal handlers (including cast, crew and extras) must bring the necessary documentation to the set.

### **Prohibition Against Animals in Heat**

Animals may not be on set if they are in their heat cycle.

### **Dog-Bite Incidents**

Dog bites and dog attacks are becoming more common and are often severe. Please ensure the safety of the people and dogs on your set.

- a. Dog bites, to people or to other animals, that break the skin should receive prompt medical/veterinary attention.
- b. Dog bites that necessitate medical or veterinary care may have to be reported to the local animal control agency or public health agency (check local regulations). A veterinary examination and/or quarantine of the dog that did the biting may be required.
- c. Any person bitten (or any owner of an animal bitten) by a dog should be provided with the dog owner's name and address and copies of the dog's licensing and vaccination records.

**American Humane**  
**“Film & Television” program**  
1400 16th Street NW, Suite 360  
Washington, DC 20036  
(818) 501-0123

Email: [filmunit@americanhumane.org](mailto:filmunit@americanhumane.org)

\* Notes a federal, state or local animal welfare statute, code or permit consideration.



**"No Animals Were Harmed"<sup>®</sup>**  
— a certification program of —  
American Humane<sup>™</sup>



"No Animals Were Harmed"<sup>SM</sup>  
— a certification program of —  
American Humane<sup>SM</sup>



"No Animals Were Harmed"<sup>SM</sup>  
— a certification program of —  
American Humane<sup>SM</sup>



"No Animals Were Harmed"<sup>SM</sup>  
— a certification program of —  
American Humane<sup>SM</sup>

## CHAPTER 1 AMERICAN HUMANE'S GENERAL GUIDELINES

The *Guidelines* in this chapter apply to all animals, without regard to their prominence or insignificance to the production. Later sections include additional specific *Guidelines* by species.

Many of these *Guidelines* are simply common sense; others have evolved from federal, state and/or local laws, regulations and ordinances. All local, state and federal laws, regulations and ordinances are applicable and can override these *Guidelines* if they are more stringent.

American Humane's Certified Animal Safety Representative(s)<sup>SM</sup> will monitor productions to determine if the following standards of humane treatment are met. American Humane field personnel are trained and experienced, and they shall be considered a part of a production's safety team, ensuring a collaborative effort for the safety and welfare of the animals.

**If, upon review of the script, American Humane believes there to be any dangerous animal action, American Humane will strongly encourage simulating the action through the use of computer-generated images (CGI), animatronics or fake animal doubles to minimize the risk of injury to animals.**

### BEFORE FILMING BEGINS

1-1 ..... American Humane field personnel shall be granted access at all times to animals present at the filming location. Inspecting the animals is an important factor in documenting a production's care and treatment of the animals.

1-2\* ..... **Production Advisory:**

- a. Production should only use animal handlers who are knowledgeable about the species of animal to be used and familiar with set protocol. (Also see Industry-Wide Labor-Management Safety Committee Safety Bulletin #6, "Animal Handling Rules for the Motion Picture Industry," paragraph 2.)
- b. Animal handlers shall be properly licensed through all appropriate

\* Notes a federal, state or local animal welfare statute, code or permit consideration. ©



agencies (e.g., USDA, state) with regard to the ownership, exhibition and release of animals and have all the required current health certificates. (Also see Industry-Wide Labor-Management Safety Committee Safety Bulletin #6, "Animal Handling Rules for the Motion Picture Industry," paragraph 4.)

- c. A sufficient number of adequately trained animal handlers, as determined or agreed to by the American Humane Certified Animal Safety Representative<sup>™</sup>, must be used to protect the cast, crew and animals.

**ADVISORY:** American Humane recommends that personal pets not be brought to filming locations. This recommendation applies to extras, crew, cast, visitors and anyone on the set. Also see Chapter 3 of these *Guidelines*.

American Humane encourages productions to request USDA inspection reports from owner compounds and training facilities prior to contracting their animals for production, and to reject those suppliers who have recent and/or repeated incidents of animal abuse and/or neglect or other USDA violations related to animal care and treatment.

- 1-2.1 ..... American Humane recommends that productions be proactive when choosing times or seasons in which to film with animals. American Humane recommends:
  - a. Not filming during extreme hot or cold weather, as temperatures may become an issue of safety and/or welfare of animals.
  - b. Filming scenes in early morning or late afternoon during times of extreme heat.
  - c. Filming scenes during the warmest part of the day during periods of extreme cold.
  - d. Limiting rehearsals and takes.
  - e. Having a means to provide shade, shelter, and heat and/or cooling for animals.
- 1-3 ..... American Humane staff, animal handlers, production company staff and veterinarians (when appropriate) should communicate and collaborate regarding the care and management of animals during preparation, rehearsal and filming. When changes are made, all relevant parties listed above shall be informed immediately. (Also see Industry-Wide Labor-Management Safety Committee Safety Bulletins.)
- 1-4\* ..... All animals are to be transported safely, humanely and in accordance with applicable laws. In certain situations, the USDA's transportation standards may apply, and compliance will be required by American Humane personnel.
- 1-4.1 ..... After traveling, animals should be allowed adequate time to rest and acclimate prior to beginning work, as determined by the American Humane Certified Animal Safety Representative<sup>™</sup>.

\* Notes a federal, state or local animal welfare statute, code or permit consideration.



- 1-5 ..... When live animals are purchased or leased for a scene (e.g., hamsters, goldfish, baby chickens) and are later returned to the seller or owner or are adopted at the end of filming, a receipt or other documentation must be submitted to American Humane indicating that the animals were returned or received in good health and condition. Production and/or animal handlers shall exercise care in ensuring that animals are placed in appropriate adoptive environments.
- 1-6 ..... Animals should never be left unattended or unsecured in a manner that would be unsafe or uncomfortable for the animals. Animals shall not be left in the care of any person who is inexperienced in the proper care of the animals.
- 1-7 ..... No alcohol shall be used around animals at any time. (Also see Industry-Wide Labor-Management Safety Committee Safety Bulletin #6, “Animal Handling Rules for the Motion Picture Industry,” paragraph 14.)
- 1-8 ..... Only animals that are in appropriate condition to work shall be used.
- a. Animals that are underweight, overweight or otherwise not in appropriate physical or behavioral condition to perform the required work shall not be used.
  - b. An animal shall not be used if, in American Humane’s judgment, the animal is not in appropriate condition.
- 1-9 ..... Animals shall be trained and prepared in advance to perform the required action.
- a. American Humane will have any animals removed that are not trained, prepared and conditioned to perform the required animal action.
  - b. American Humane shall monitor the pre-production training and conditioning of animals as a means to determine their appropriateness for use in filming. It is the responsibility of the production and the animal handler to contact American Humane, in pre-production, of the type and scope of any and all pre-production training and conditioning of animals.
  - c. Animals that will be working with any other animal and/or species of animal shall be given appropriate time to acclimate to each other and to the film environment.
  - d. If American Humane determines that there has not been an appropriate amount of time for acclimation between animals and species prior to filming, American Humane may request that scenes involving different animals be filmed separately.
- 1-10 ..... Nothing shall be done to an animal that will cause harm or permanently alter its physical characteristics.

\* Notes a federal, state or local animal welfare statute, code or permit consideration.



## HOUSING AND GENERAL CARE

American Humane's *Guidelines for the Safe Use of Animals in Filmed Media* apply to anyone bringing an animal to the filming location, whether the animal is working or not. When personal pets are present, or when using private-party animals, see Chapter 3 of these *Guidelines*.

- 1-12 ..... Animals coming from different facilities and/or locations must be housed in such a manner as to prevent sickness and the spread of disease.
- 1-13 ..... When animals coming from different facilities and/or locations will be housed together, they must be properly acclimated and introduced to each other under supervision to prevent any stress or injury due to compatibility problems.
- 1-14\* ..... All animals must be maintained in facilities that provide proper humane care for each species of animal. American Humane will determine whether facilities for shelter and protection are:
  - a. Safe from sharp objects that may cause injury
  - b. Temperature-controlled when necessary for the health or comfort of the animal
  - c. Well-ventilated
  - d. Located in an area that minimizes stress
  - e. Kept in a sanitary condition
  - f. Constructed to prevent escape

\*In certain situations, the USDA's temporary housing standards applicable to traveling exhibitors may apply.

**NOTE:** Also see Chapter 8, Species-Specific *Guidelines*, for additional requirements.

- 1-15 ..... All animals — including any background, unscripted animals and animals privately owned by cast or crew members — must be provided with the following, both on and off camera:
  - a. Adequate water at the filming location and on set.
  - b. Appropriate protection from the sun, cold, rain, heat, snow and other elements.
  - c. Observation for physical and behavioral changes that indicate discomfort.
  - d. When necessary, shelter, warming tents, fans, misters, wind-breaks, etc.

## **LOOSE, STRAY AND/OR FERAL ANIMALS AT A FILM LOCATION**

- 1-16\* ..... When loose, stray or feral animals appear at a film location, production must immediately notify the appropriate animal control agency, area animal shelter or appropriate wildlife departments.
- a. At no time shall an actor, crew member, extra or guest remove, take or relocate an animal. The Federal Animal Welfare Act, as well as most local animal agencies, prohibits this practice. Local animal control agencies are best equipped to find the owner or place the animal for adoption.
  - b. It is production's responsibility to ensure the safety of natural animals in the filming area and to consult the agency or persons responsible for the removal of wildlife from location sets. Any such animals that remain on the set are subject to American Humane's *Guidelines*. If native animals are not to remain on the set, they must be carefully removed, relocated, properly housed, cared for and then safely returned to their habitat after filming.
  - c. When filming in a location where wildlife may appear naturally, film crews shall not interfere with such wildlife in any way and should involve American Humane during that filming.
  - d. Wildlife must not be manipulated for filming purposes. Wildlife in most instances is protected by state and federal laws. Animals may be filmed documentary-style while in their natural habitat, but should not be frightened, corralled, chased or otherwise manipulated for the sake of filming.
  - e. NEVER TOUCH OR HANDLE WILDLIFE! Wild animals are not trained animal actors and are not familiar with humans. Wild animals are known to carry diseases that can affect other animals as well as humans.

**NOTE:** Also see Wildlife *Guidelines* in Chapter 8.

## **ANIMAL SUBSTITUTES, DEAD ANIMALS, ANIMAL PARTS**

- 1-17 ..... American Humane encourages the use of animal substitutes for live animals when scenes call for the depiction of dangerous action. Fake animals, dead animals (or animal parts), animatronics, CGI or other techniques used to simulate live animals shall be documented with photographs and receipts. This applies whether the simulations are provided or acquired through a service (e.g., CGI), a prop rental or purchased as a food product. When appropriate, documentation to American Humane should include the name of the technician and the vendor company supplying the product or service, and/or any additional pertinent information.
- 1-18 ..... If dead animals or animal parts are purchased from or provided by a taxidermist, an animal shelter, a slaughterhouse, a food supplier or another source, American Humane must be provided with documentation that demonstrates that the animals were destroyed in the normal course of the source's operations and were not killed for the production.

\* Notes a federal, state or local animal welfare statute, code or permit consideration.



- 1-19\* ..... When finished filming dead animals or animal parts, production shall immediately dispose of them sanitarily by cremation or appropriate burial. Most states have laws regarding the disposition of dead animals. Production must check with the appropriate agency in the filming area for proper procedures.
- 1-20 ..... When handling dead animals or animal parts, care shall be taken to prevent the spread of illness and disease. Personnel shall wash their hands with soap and warm water or an antibacterial agent after handling the dead animals or animal parts.

## **DURING FILMING**

- 1-21 ..... American Humane recognizes that unique or unforeseen situations may arise that might require on-site judgment differing from these *Guidelines*. American Humane Certified Animal Safety Representative(s)<sup>™</sup> will make that judgment in the interest of the safety and welfare of the animals.
- 1-22 ..... American Humane must witness all filming with animals in order to properly document their use.
- a. Production shall provide the American Humane Certified Animal Safety Representative(s)<sup>™</sup> adequate placement during filming in order to witness all animal action.
  - b. In certain circumstances, this may include having access to a monitor and/or a production radio or other means of viewing the animal action as it takes place.
- 1-22.1 ..... Production shall provide American Humane Certified Animal Safety Representative(s)<sup>™</sup> with two-way radios for the following:
- a. During intense animal action, including stunts and filming of horse racing, rodeo or other intense animal action.
  - b. If the film set is so large that American Humane Certified Animal Safety Representative(s)<sup>™</sup> do not have a clear view of the entire area.
  - c. When helicopters and insert vehicles are used during filming.
  - d. If a large group of animals is being used.
- 1-23 ..... When any person hears the words "Unauthorized Shot" from an American Humane Certified Animal Safety Representative<sup>™</sup>, production must stop and fix the problem prior to filming. Otherwise, the production is at risk of being liable and not earning the "No Animals Were Harmed"<sup>®</sup> end-credit certification.
- 1-24 ..... As part of standard practice, the production and animal handler shall notify American Humane Certified Animal Safety Representative(s)<sup>™</sup> of any changes in animal action as soon as a change is made.
- 1-25 ..... American Humane Certified Animal Safety Representative(s)<sup>™</sup> are the animal's voice, are present for animal safety, and must be consulted and included in any and all safety meetings. Safety meetings will include all relevant cast and crew.

\* Notes a federal, state or local animal welfare statute, code or permit consideration.

- 1-26 ..... When animals are on set, production shall proceed in a timely manner. Most accidents and misbehaviors occur when the animals get tired of waiting for filming to begin.
- 1-27 ..... American Humane will closely monitor environmental conditions when there is a potential for severe weather (e.g., thunderstorms, lightning, high winds, hail, tornadoes, flash flooding, blizzards). In certain circumstances, American Humane may ask production and the animal handler to take steps to protect the animals and potentially remove them from the set. (Also see Industry-Wide Labor-Management Safety Committee Safety Bulletin #38, "Guidelines for Inclement or Severe Weather.")
- 1-27.1 ..... Animals should never be left unattended or unsecured in a manner that would be unsafe or uncomfortable for the animals. Animals shall not be left in the care of any person who is inexperienced in the proper care of the animals.
- 1-28 ..... There shall be no fighting between animals. Aggressive animals must be isolated and/or removed by production from the filming location.
- 1-28.1 ..... All animal fights (such as dog, bull and cock fights), hunting and fishing scenes, and scenes depicting the death of an animal must be simulated.
- a. No real animal fight may be disguised as a simulated fight by the use of muzzles.
  - b. Aggressive animals shall be isolated and/or removed from the filming location by production.
- 1-28.2 ..... When predator/prey relationships are to be depicted, animals must be trained and conditioned to accomplish the action, or the action must be simulated.
- a. No animal shall be put under stress or in danger when used to attract the attention of another animal being filmed.
  - b. Predator/prey situations can cause safety issues, put animals under stress, and be a threat to other animals, cast and crew.
- 1-29 ..... Adequate exercise and rest, as determined or agreed to by the American Humane Certified Animal Safety Representative™, shall be provided for the animals during the shooting day. All animals shall be given rest equal to or greater than their time working on set.
- 1-30 ..... Each animal's needs must be addressed individually, considering such factors as the species, age and condition of the animal; the exertion required to accomplish the action; and the terrain, climate and weather conditions. American Humane Certified Animal Safety Representative(s)™ and the animal handler will observe and monitor the animal's respiration rate and behavior. If an animal becomes fatigued or stressed, a rest period shall be provided before proceeding with additional takes. American Humane will have animals removed that do not appear fit.
- 1-31\* ..... No animal shall be allowed to become overheated, hypothermic or put at risk in any way. American Humane Certified Animal Safety Representative(s)™ will closely monitor animal action for any breach of the Federal Animal Welfare Act or state and local animal cruelty laws and regulations. Any violation will be reported to local law enforcement by the production and American Humane.
- 1-32 ..... Care must be taken to protect an animal's foot pads, as determined by the

\* Notes a federal, state or local animal welfare statute, code or permit consideration.



species of animal. This includes ensuring that:

- a. Foot pads are not in direct contact with hot surfaces, such as pavement, sand, concrete, etc.
- b. Foot pads are not in direct contact with extremely cold surfaces, such as ice and snow.
- c. Foot pads are protected from abrasive surfaces, such as concrete, asphalt, stone, etc., which could cause injury.

1-33 ..... Animals must be checked daily for injury and/or illness.

- a. If an animal is injured, sick or becomes incapacitated, it shall receive immediate medical care.
- b. Lameness or ill animals may not be used and may not resume work until the condition has been corrected, as determined by the veterinarian.
- c. If veterinary care is required, the veterinarian shall assess the extent of the injury and send a copy of his or her report to American Humane.
- d. American Humane staff may accompany the animal to the veterinarian's office and remain until a diagnosis/prognosis is made.
- e. Sick animals must be isolated from other animals on the set and will not be permitted to work.
- f. When possible, sick animals shall be removed from the set.

**NOTE:** Also See Chapter 2, *Veterinary Care Guidelines*.

1-34 ..... Animals with mechanical (i.e., non-painful) limitations or defects that give the visual appearance of lameness or injury may be used only if a veterinarian has examined the animal, determined that using the animal in the manner intended will not cause pain or stress, and provided American Humane with a letter certifying that the animal is serviceably sound.

1-35 ..... Animals shall not be allowed to escape the set or location.

- a. Production and the animal handler must have a safety plan in place that will prevent the escape of animals from the set or location.
- b. Production and the animal handler shall also have a safety plan in place for an animal's safe recapture, should an accident or escape occur.
- c. American Humane must approve the above safety plans prior to filming. The requirements of those safety plans shall be determined by the training, conditioning and preparation of the animals, and if the animals used are restricted, loose or liberty animals.
- d. **RESTRICTED ANIMALS** are any animals whose movements are limited or confined, and for which a safety plan is in place to prevent their escape. Restricted animals include, but are not limited to, animals working in an area that has boundaries or is enclosed. Animals restrained by fencing, crates, leashes, hobbles and waist-ties are also examples of restricted animals. Animals that are ridden or harnessed and controlled by experienced animal handlers are also deemed restricted. Animals shall be trained and conditioned to the type of confinement used.
- e. **LOOSE ANIMALS** are any animals that have limited to no training; are not under the direct, hands-on control of an animal handler;

\* Notes a federal, state or local animal welfare statute, code or permit consideration.

and/or are not restricted or confined. Without any physical type of confinement, loose animals can be reasonably expected to leave the filming location or deviate from the intended path. Loose animals shall require clearly defined, detailed safety plans for prevention of escape and for their safe recapture, and those safety plans must be approved by American Humane prior to filming.

- f. **LIBERTY ANIMALS** are any animals that have received special training and which are not confined nor are their movements restricted, and they are not under the direct, hands-on control of an animal handler. Liberty animals are controlled by the use of signals or commands such as voice commands, visual cues (hand signals), or a combination of both, and can be reasonably expected to stay at the filming location. American Humane shall require safety plans for these animals based on the type and location of filming, especially if the action to be performed is deemed intense; takes place in populated areas or where roads, highways or cliffs are located nearby; when special effects, noise or visual stimuli are present; when liberty animals are working with other animals, etc.

1-36 ..... A sufficient number of adequately trained animal handlers, as determined or agreed to by the American Humane Certified Animal Safety Representative™, must be used to protect the cast, crew and animals.

## **TRAINING AND CUEING EQUIPMENT**

1-37 ..... Training and/or cueing equipment such as collars, leashes, muzzles, whips and other devices must be used safely and humanely under the supervision of American Humane Certified Animal Safety Representative(s)™. The use of nails, tacks, screws or other sharp instruments for training or cueing an animal are prohibited.

1-38 ..... The use of electric stimulation devices such as electric collars and/or prods are not permitted by American Humane as a humane training device and are not permitted during performance. However, should the safety of an animal be better served by the use of a remote-command device, particularly when livestock are used in remote locations, that device and its use must have prior approval by American Humane and be supervised by American Humane Certified Animal Safety Representative(s)™.

**ADVISORY:** In some areas, the use of prods and other electric stimulation devices is prohibited by law.\*

1-39 ..... When cueing an animal to get a reaction shot, only noise or visual stimuli shall be used. At the American Humane Certified Animal Safety Representative's™ discretion, the least amount of noise or visual stimuli should be used to get the desired reaction.

\* Notes a federal, state or local animal welfare statute, code or permit consideration.



## CHAPTER 2

### VETERINARY CARE GUIDELINES

2-1\* ..... All animals used in filmed media should be vaccinated based on veterinary standards for their species. Documentation of this must be provided to American Humane upon request.

2-2 ..... Use of Veterinarians

- a. American Humane shall be made aware of any veterinarians on set. In order to properly document the use of animals in filmed media, production and the animal handler shall ensure that there is open communication between American Humane and the veterinarians.
- b. Veterinarians used for filming should have working experience and knowledge of the species of animals being used (e.g., specializing in exotic, avian, livestock, etc.).
- c. When different species of animals are used, there may be a need for more than one veterinarian to ensure that all animals are properly cared for using techniques particular to their species.
- d. Veterinarians must be located close enough to the set to ensure their availability in case of an emergency. Contact information for each veterinarian should be provided to American Humane and should be placed on the call sheet.
- e. A veterinarian should be present on the set when filming in locations so remote (approximately 1 hour or more away) that local veterinarians could not respond quickly to an animal emergency.
- f. Veterinarian(s) shall be present at all times during the rehearsal and filming of scenes with strenuous activity or risky stunts, special effects, extensive running, or very large numbers of animals (e.g., racing scenes, rodeo scenes, battles, stampedes, charges, runaways, or wagon crashes) which may create a risk of injury. (Also see Industry-Wide Labor-Management Safety Committee Safety Bulletin #6, "Animal Handling Rules for the Motion Picture Industry," paragraph 8.)
- g. Additional veterinarians may be required when animals are to be used

\* Notes a federal, state or local animal welfare statute, code or permit consideration.



on sets at different locations or units.

- 2-3 ..... To address animal emergencies involving injury, illness, death or allegations of abuse, the following should be considered:
- a. The establishment of a communications system to quickly report information to local law enforcement, the veterinarian and the executive offices of American Humane.
  - b. Facilities for the holding, restraint or examination of animals by a veterinarian.
  - c. Transportation arrangements for evacuating sick or disabled animals from remote or difficult-to-access locations.
  - d. The ability to humanely relieve pain or euthanize animals suffering from severe injury or illness.
  - e. Independent oversight of international investigations and the report issued to the local animal control agency.
- 2-4 ..... Animals must be checked daily for injury and/or illness. If an animal is injured, sick or lame or becomes incapacitated, it shall receive immediate medical care.
- a. Such an animal shall not resume work until the veterinarian determines that the condition has been corrected.
  - b. If veterinary care is required, the veterinarian shall assess the extent of the injury and send a copy of his or her report to American Humane.
  - c. American Humane staff may accompany the animal to the veterinarian's office and remain until a diagnosis/prognosis is made.
- 2-4.1 ..... Sick animals must be isolated from other animals on the set and will not be permitted to work. When possible, sick animals shall be removed from the set.
- 2-4.2 ..... Animals with mechanical (i.e., non-painful) limitations or defects that give the visual appearance of lameness or injury may be used only if a veterinarian has examined the animal, determined that using the animal in the manner intended will not cause pain or stress, and provided American Humane with a letter certifying that the animal is serviceably sound.
- 2-5 ..... In the event of a death or an injury resulting in the subsequent euthanasia of an animal during production, a necropsy of the animal must be performed. The result of the necropsy shall be provided to American Humane.
- 2-6 ..... No drugs, including anesthetics, sedatives and chemical laxatives, may be administered to an animal for the purpose of filmmaking.
- a. Under certain circumstances and with prior approval by both American Humane and the animal's veterinarian, the administration of non-steroidal anti-inflammatory drugs may be permitted.
  - b. At no time shall an animal be used which has been administered a drug to conceal any defects or lameness of the animal.
  - c. The practice of nerve-blocking an animal for performance purposes is prohibited.

**ADVISORY:** Sedatives induce behavioral changes that render animals quiet, calm and relatively indifferent to their surroundings. Clinical signs

\* Notes a federal, state or local animal welfare statute, code or permit consideration.



of tranquilization, especially in horses and other equines, include lowering of the head and extension of the neck, relaxation and drooping of the lower lip, and slight prolapse of the third eyelid. Males may exhibit protrusion of the penis, which could lead to injury. Additionally, some horses may exhibit excitation, sweating, trembling and convulsions. Repeated doses can cause renal failure. Older animals and animals suffering from heat stress are more susceptible to complications from sedation.

The most common sedative is Acepromazine (Atravet<sup>®</sup>, PromAce<sup>®</sup>). Overdose can cause excessive sedation, slow respiratory and heart rate, pale gums, unsteady gait, poor coordination and inability to stand, and it may cause sudden collapse, unconsciousness, seizures and death. It can be detected in the blood for 36-120 hours, although repeated doses may make it remain present for several months.

- 2-7 ..... Animals known to be pregnant shall not be used in intense action scenes.
- 2-8 ..... The birth of animals shall not be induced for filming purposes. The natural birth of animals may be filmed "documentary style," which means that filming shall have no impact on the birth process and no actors will appear in the birth scene.
  - a. A veterinarian must be present, and crew shall be limited to the minimum necessary for filming.
  - b. American Humane shall remain on set at all times to adequately monitor the health and welfare of the animals being filmed.
  - c. To prevent the spread of disease, strict biosecurity measures such as hand washing and foot baths shall be in place for all persons entering and leaving the set.
  - d. No other animals may be present when filming scenes involving an actual birth process.



## CHAPTER 3

### GUIDELINES FOR PRODUCTION, CAST AND CREW

American Humane's *Guidelines for the Safe Use of Animals in Filmed Media* apply to anyone bringing an animal to the filming location. This includes non-working animals. All *Guidelines*, including, but not limited to, proof of vaccination, adequate housing, food, water, exercise, prevention of escape, supervision and temperature regulations, shall be followed.

**NOTE:** Also see Industry-Wide Labor-Management Safety Committee Safety Bulletin #8 and Addenda A and B, "Guidelines for Insert Camera Cars"; Safety Bulletin #22, "Work and Boom Platforms"; and Safety Bulletin #25, "Camera Cranes."

- 3-1 ..... **Quiet on the Set:** At the animal handler's discretion, all non-essential personnel, with the exception of the American Humane Certified Animal Safety Representative(s)<sup>™</sup>, may be removed from the set during animal stunts, intense action or whenever any species of exotic animals are performing. (Also see Industry-Wide Labor-Management Safety Committee Safety Bulletin #6, "Animal Handling Rules for the Motion Picture Industry," paragraph 3.)
- 3-2 ..... Cast and crew shall not be allowed to pet, feed or play with animals off-camera if the animal handler or American Humane Certified Animal Safety Representative<sup>™</sup> believes it is unsafe or not in the best interest of the animals.
- 3-3 ..... As necessary for the concentration and safety of the animals, cast and crew members shall limit distracting motions, noises and smells, such as food and perfume.
- a. In some cases, catering services may need to be moved away from the animal action.

\* Notes a federal, state or local animal welfare statute, code or permit consideration.



- b. Animal handlers shall provide production and American Humane with pertinent instructions in writing for each species and/or individual animal, as appropriate. These instructions must be attached to the call sheet.
- 3-5.1 ..... No animal should, at any time or for any reason, be left in a vehicle or trailer without proper ventilation/temperature regulation, nor should any animal be improperly tethered\*. Animals should never be left unattended or unsecured in a manner that would be unsafe or uncomfortable for the animal. Check specific state and local laws and regulations, as tethering laws vary. Animals shall not be left in the care of any person who is inexperienced in the proper care of the animals.
- 3-6.1 ..... Non-working animals brought as pets to the filming location by cast, crew, guests or extras are discouraged.
- a. A film set is considered an industrial area with numerous safety hazards for animals. Because cast and crew are working, American Humane believes this is not a suitable environment for pets, as they cannot be supervised and cared for appropriately.
  - b. Should non-working animals be brought to the filming location by cast, crew, guests or extras, the animals must be contained and/or restrained and supervised at all times.
  - c. Non-working animals brought to the filming location by cast, crew, guests or extras shall not be allowed on the set where working animals are or will be present.



## CHAPTER 3A REALITY PROGRAMMING

**NOTE:** In addition to the following, all American Humane *Guidelines* apply to reality shows.

**ADVISORY:** The less experienced the animals and the owner/handlers are with working in television production, the more important it is to have American Humane's oversight. American Humane recommends that productions use more than one Certified Animal Safety Representative™, to monitor the animals both on and off camera.

American Humane does not condone the use of private pets for film and television work, whether it is an extra's pet or a reality show contestant's pet. However, ALL animals deserve humane treatment and a high standard of care, whether or not they are professionally trained.

American Humane recognizes that reality programming may use private pets that are not trained for production work, but encourages producers to choose the human contestants with consideration for their animals' temperament as much as they choose those human contestants for demographic, gender, race, age and eccentricity of personality.

- Animals should be chosen for calm, socialized temperaments.
- The owner's stress compounds the animal's stress. An unqualified animal trainer/owner can have a negative effect on an animal.
- Animals need prior conditioning to perform in the environment of a television production.
- Do not expect untrained animals to perform tricks or stunts that are unnatural behaviors for the average pet.

\* Notes a federal, state or local animal welfare statute, code or permit consideration.



- 3A-1..... Production should assign one or more specific crew members with responsibility ONLY for the needs of the animal “contestants.” American Humane prefers that these crew members have experience with the species of animals being used.
- 3A-2..... Animals should never be left unattended or unsecured in a manner that would be unsafe or uncomfortable for the animals. Animals shall not be left in the care of any person who is inexperienced in the proper care of the animals.
- 3A-3..... Camera angles and lighting should be done with a “stuffie” rather than the live animals.
- 3A-4..... A separate, quiet holding area away from the set is recommended for the animals when they are not in front of the camera.
- 3A-5..... A veterinarian experienced in the particular species being used should be on the set or on call within close proximity of the filming location. (Also see Chapter 2, *Veterinary Care Guidelines*.)
- 3A-6..... Should an animal exhibit aggression toward another animal or a person, that animal should be removed from the show.
- 3A-7..... If animals are to be transported to a location, there should be time allowed for acclimation to the new environment and rest time following travel, prior to the start of production.
- 3A-8\* ..... Animals used in filming require authorization from the USDA and, in some instances, from local and state agencies. When animals are traveling to a different state, they may require health certificates, specific vaccinations and other documentation. Check with all federal, state and local agencies.



## CHAPTER 4

### COSTUMES, MAKEUP, RIGGING AND PROPS

- 4-1 ..... Costuming and/or props for animals shall be made available to American Humane for inspection prior to filming.
- a. Animals shall be adequately conditioned and trained to wear or use all costumes or props.
  - b. Costuming and/or props shall be comfortable, shall provide ease of movement, and shall not restrict the animal's breathing or cause the animal to overheat. Consideration should be given to how easily the costume can be removed in case of emergency.
- 4-2 ..... Props used in stunts, such as spurs, sabers, swords, spears, barbed wire or fences, should be made of rubber, balsa wood or other non-injurious material.
- 4-2.1 ..... Care must be taken when using props that will come in contact with an animal's mouth (e.g., painted objects such as toys, bones or other props that will be held in an animal's mouth). Production and animal handlers shall ensure that any such objects are non-toxic and that any paint used on such objects shall also be non-toxic. Upon request, this documentation shall be provided to American Humane prior to filming or use of the object in rehearsals or prep.
- 4-3 ..... All animal rigging and equipment must be in good condition and appropriate for the body type, weight and size of the animal, as determined or agreed to by the animal handler, the property master and American Humane.
- 4-4 ..... Tie-downs, waist ties and hobbles shall not be used on animals not properly trained to wear them. Animals shall not be tied or hobbled any longer than is necessary to accomplish the shot.

\* Notes a federal, state or local animal welfare statute, code or permit consideration.



- 4-5 ..... Any colors, dyes, makeup or adhesives used on animals must be toxin-free and approved by the animal handler and American Humane prior to filming. These products must be applied in a well-ventilated area. The animal handler shall provide American Humane with the product's Material Safety Data Sheet (MSDS) or equivalent. Although a product may be toxin-free, it can still produce a severe adverse reaction when applied to animals. Spot tests shall be performed by production 24 hours or more prior to filming to guard against allergic reactions.
- 4-5.1 ..... Special attention shall be given when an animal is required to lick any surface where makeup or other toxins may be present. Animal handlers and production shall ensure that any makeup used is non-toxic to the species of animal by contacting the manufacturer. Upon request, this documentation shall be provided to American Humane prior to filming.
- 4-6 ..... Before using adhesives, consideration must be given to their safe and painless removal. Appropriate tests, subject to approval by the American Humane Certified Animal Safety Representative<sup>™</sup>, shall be performed by production prior to filming.





## CHAPTER 5 LOCATION AND/OR SET SAFETY

- 5-1 ..... The American Humane Certified Animal Safety Representative™ and the animal handler shall inspect working areas prior to each day's rehearsal or filming to identify hazards, obstacles and environmental conditions that may injure animals and people working with those animals.
- 5-2 ..... Production and animal handlers shall familiarize themselves with local plant life that may be toxic to animals.
- 5-3 ..... Safe footing shall be provided at any location or set as well as on any path to or from the location/set that an animal is required to traverse.
- An easily accessible area shall be available for loading and unloading animals. (Also see Industry-Wide Labor-Management Safety Committee Safety Bulletin #6, "Animal Handling Rules for the Motion Picture Industry," paragraph 5.)
  - When animals work on a studio stage or other potentially slippery surfaces (e.g., concrete, linoleum, wood, etc.), non-skid mats shall be placed in the area of action if needed to prevent slipping. An ample amount of rubber matting shall be supplied in order to maintain a safe pathway to or from the location/set that an animal is required to traverse.
  - It is preferable to avoid the use of stairs for some species of animals, such as horses and livestock, which have difficulty going up and down stairs. American Humane recommends the use of ramps for movement of these animals.
  - When filming on concrete or other hard-surface flooring (for example, to create an arena), the flooring must be covered in a manner to prevent injury to susceptible animals. Hard surfaces should be covered with rubber matting and, if necessary for set decoration, dirt may be added up to the recommended depth of 8 inches. If rubber matting is not used, dirt shall be placed on all hard surfaces to a recommended minimum depth

\* Notes a federal, state or local animal welfare statute, code or permit consideration.



of 12 inches. Dirt that has been stored may need to be sifted and/or sanitized prior to use to exclude foreign objects, mold spores, and other harmful residue and debris found in stored dirt. American Humane recommends the use of fresh dirt. Under no circumstances shall silica dirt be used where animals will be present.

- e. When appropriate, non-skid boots on livestock shall also be used.
- f. In outdoor locations, the area must be checked for — and cleared of and/or mitigated for — railroad ties, holes and debris, such as tree branches, roots and stones, that could trip an animal, as well as slick or unstable ground, street or walkway conditions.
- g. Stream bottoms must be cleared of debris, such as rocks, logs and trash; holes; dips in terrain; and unsafe footing before being traversed by livestock.
- h. Deep muck, mire and quicksand must be avoided. If an animal encounters those conditions during filming, the animal must be extricated immediately and the physical condition of the animal must be evaluated, and the animal deemed uninjured, before it may be used further. The terrain also should be evaluated before deciding to proceed with any further action.
- i. Scenery and props should be secured, as objects such as ladders or pedestals may tip over and startle animals. (Also see Industry-Wide Labor-Management Safety Committee Safety Bulletin #6, "Animal Handling Rules for the Motion Picture Industry," paragraph 11.)

5-4\* ..... To ensure safety when animals work near or on railroad tracks or crossings, proof must be submitted to American Humane of communication with the railroad company or companies regarding train schedules. Care must be taken near railroad tracks so that the animals do not ingest creosote. Railroads are now protected by the U.S. Department of Homeland Security, making trespassing a federal offense. (Also see Industry-Wide Labor-Management Safety Committee Safety Bulletin #29, "Guidelines for Safety Around Railroads and Railroad Equipment.")

5-5 ..... Obstacles that might strike an animal in the face or on the body as it traverses a scene shall be removed. For example, low-hanging branches must be removed before riding or chase scenes. All nails, splinters, wires and other debris must be cleaned up or otherwise made safe for the animals.

5-6 ..... Animals shall not be exposed to contaminants such as slow-moving or stagnant water, putrid odors and toxins.

5-7 ..... Raised platforms must be large enough and strong enough to support the animals they are intended for and must be tested appropriately prior to use by those animals.

5-7.1 ..... Care must be taken when large animals such as horses and livestock are required to traverse stairs for filming. Animals must be prepped, trained and conditioned to perform this activity. The number of steps being traversed must be considered, as well as the size, width and grade of the stairway. The larger the animal, the wider the step/step board will need to be to provide the animal with safe placement for footing as it traverses the stairway.

\* Notes a federal, state or local animal welfare statute, code or permit consideration.

**REMINDER:** It is much more difficult for an animal to descend stairs than to ascend stairs. American Humane recommends that off-camera ramps be used to reset an animal.

- 5-7.2 ..... Care must be taken to ensure that animals do not escape the set or location. Production and the animal handler must have a safety plan in place that will prevent the escape of an animal from the set or location and provide for an animal's safe recapture should an accident or escape occur. (Also see *Guideline 1-36*.)
- 5-7.3 ..... When filming in remote locations, the American Humane Certified Animal Safety Representative™ should be included in location scouts pertaining to animal action.

## **AIRCRAFT SAFETY (helicopters, airplanes, ultralights, gliders, hot-air balloons)**

**NOTE:** Also see Industry-Wide Labor-Management Safety Committee Safety Bulletins #3/3A, "Guidelines Regarding the Use of Helicopters in Motion Picture Productions"; #11/11A, "Fixed-Wing Aircraft"; #29/29A, "Hot Air Balloons"; and #36, "Miniature Remote-Controlled Camera Helicopters."

- 5-8 ..... Animals must be adequately conditioned to work in and around aircraft prior to filming. Should animals become stressed, they shall be removed from the aircraft or filming area immediately.
- 5-9\* ..... Production shall ensure that the pilot is properly licensed and follows all applicable FAA rules and regulations.
- 5-10 ..... American Humane, the animal handler, and the pilot or aerial coordinator shall work together to ensure the safety of the animals. The pilot shall in no way be responsible for operating the camera when animals are being filmed.
- 5-12 ..... Whether hot or cold loading, small animals such as cats, birds, reptiles and rats must be loaded in cages or crates. Larger animals such as dogs or small livestock must, at a minimum, be leashed or otherwise restrained — and preferably carried — onto and off of the aircraft. At no time should any animal handler approach an aircraft or helicopter without a clear and intentional signal from the pilot.
- 5-13 ..... All animals, kennels and other equipment must be secured before the aircraft leaves the ground.
- 5-13.1 ..... Properly trained personnel must be available to assist in clear communication with the aircraft and the opening and securing of occupants, harnesses and doors.
- 5-14 ..... Care must be taken to protect animals' eyes when near a running aircraft. When necessary and appropriate, the landing area should be cleared of debris and sprayed with water to keep dust and dirt at a minimum (i.e., rotor wash). (Also see Industry-Wide Labor-Management Safety Committee Safety Bulletin #3, "Helicopters," paragraph 17.)

\* Notes a federal, state or local animal welfare statute, code or permit consideration.



- 5-15 ..... The following safe distances are required whenever engines and rotors are running (excluding remote-controlled aircraft) to prevent animals from being injured by debris.
- Animals and animal handlers shall avoid the rear of an aircraft at all times.
  - Except when loading, and only at the pilot's discretion, animals shall never be closer than 50 feet to the front or sides of the aircraft when on the ground.
  - When an aircraft hovers or steadily flies directly above animals during filming, the aircraft shall not come closer than 100 feet to any animal.
  - When flying at other angles, the aircraft shall not come closer than 50 feet to any animal.
- 5-16 ..... When an aerial sequence is to be performed, all persons involved — including all American Humane Certified Animal Safety Representative(s)<sup>™</sup> — shall be thoroughly briefed on any potential hazards or safety issues prior to filming. (Also see Industry-Wide Labor-Management Safety Committee Safety Bulletin #3, "Helicopters.")
- 5-17 ..... Once an aircraft is airborne, no changes shall be made that affect the animal action without notifying the animal handler and the American Humane Certified Animal Safety Representative<sup>™</sup>.

## **WATER SAFETY**

**NOTE:** Also see Industry-Wide Labor-Management Safety Committee Safety Bulletin #17, "Water Hazards."

- 5-19 ..... Before any animal is placed in or around water, whether for swimming or water-crossing scenes, prior approval must be received from American Humane. Safety measures shall be reviewed with American Humane and demonstrated at American Humane's request.
- 5-20 ..... Care should be taken regarding the native marine life, amphibians and reptiles in and around water.
- 5-21 ..... American Humane must be consulted prior to filming when animal jumps or falls into water are planned. The distance of the jump or fall will depend on the species of animal being used and the water depth.
- 5-22 ..... Water-quality tests are to be performed to ensure the water is free from contaminants.
- Slow-moving, stagnant water; putrid odors; and toxins shall be avoided.
  - Proof of an adequate water-quality test shall be provided to American Humane prior to filming.
  - Each species of animal is different in its tolerance of water contaminants. When in doubt, check with American Humane.
- 5-23 ..... Supplies should be available to rinse and dry animals after water work.
- 5-23.1 ..... Care must be taken so that animals do not become too chilled in swimming or water-crossing scenes. When in doubt about an animal's temperature limits, consult American Humane.
- When necessary, production shall provide equipment to adequately heat the water.
  - Depending on temperature conditions, animals may require warming areas at the location where the water work is performed.
  - Should wind be present, sufficient windbreaks may be necessary.

\* Notes a federal, state or local animal welfare statute, code or permit consideration.

- 5-24 ..... American Humane recommends that animals be dry before being transported in open trailers or vehicles.
- 5-25 ..... Swimming and water crossings must be reviewed in a safety meeting prior to filming. American Humane must be notified and invited to participate in this meeting. The safety meeting shall include all emergency plans should a water-crossing or swimming scene encounter difficulties.
- 5-26 ..... Swimming shall be limited to experienced animals, and strict attention must be given to each animal's logical limits of endurance. A plan for emergency rescue must be in place. If the water is swift, a swift-water animal rescue team should be consulted in the development of an emergency plan and should be on scene for the action.
- 5-28 ..... Water flow rate and water depth must be computed to ensure the safety of all animals in the water. The force of the water must not be so great as to endanger the animals in the water. As the speed of the water flow doubles, the force of the flow triples.
- a. The general rule for determining if the water is safe for animals is to multiply the velocity of the flow (in feet per second) by the water depth (in feet). For safety, the product of that calculation should be less than 10.
  - b. To compute velocity, a small piece of wood, bark or other floating object can be tossed into the water and used as a floating "speed" reference by counting the number of seconds it takes to travel between a pre-marked 10-foot section of water, and then dividing 10 (feet) by the number of seconds to determine the number of feet per second. Water depth is computed by using a ruler or measuring stick.

**IMPORTANT REMINDER:** Water flows fastest at its surface. The deeper the water, the more force it will have, making footing for animals and conveyances difficult. Production should consult with local park rangers, a water district manager or other expert to compute flow rates and shall provide such documentation to American Humane upon request.

- 5-29 ..... All managers of dams or levees located upstream within a five-mile distance shall be notified of the intended animal action. Proof of communication with any agency upstream that controls the water level must be provided to American Humane upon request. Contact numbers for such agencies, including emergency numbers, must be available for communication and provided to American Humane during preparation, rehearsals and filming.
- 5-30 ..... For bodies of water such as streams, rivers, lakes and ponds, the bottoms shall be checked for uneven or otherwise unsafe footing. Where uneven or unsafe underwater footing is found, alternate sites must be used or the area cleared of such debris and unsafe footing before being traversed by animals.
- a. This shall include debris on the bottom, including rocks, logs and trash, as well as holes, dips in terrain and floating debris.
  - b. The entrances and exits of water must be checked for safe entrance and exit. As a general rule, if the animal or apparatus it may be pulling can sink three inches into the bed of the water or on the bank, additional materials must be added to firm up the surfaces.

\* Notes a federal, state or local animal welfare statute, code or permit consideration.



- 5-31 ..... Above-water or underwater bridges or platforms may be used in situations where uneven or unsafe footing is found.
- Bridges and platforms must be constructed to support the combined weight of the animals, people and/or equipment (such as wagons) that will be crossing the structures at the same time.
  - A bridge or platform must be twice as wide as the widest object traversing it (this includes outriders to wagons) and must have a non-slip surface to ensure good footing for animals.
  - Underwater bridges and platforms must be constructed of wood that is arsenic- and creosote-free, or made of steel.
- 5-33 ..... Special consideration shall be given to any and all wagons or conveyances connected to an animal, as these objects can and will float.
- To prevent floating, a wagon or conveyance must not be submerged up to the box of the wagon. When appropriate, wagons shall be weighed down.
  - When crossing moving water, there should be only one team of two animals harnessed to a wagon or conveyance.
  - When in water, quick release snaps or clevises must be used on the traces of animals in harness.
  - No tie-downs, bearing reins or over-checks shall be used in water crossings or swimming involving animals.
- 5-33.1 ..... Animal handlers and/or qualified stunt personnel must carry knives — preferably with recessed blades — able to cut through leather so they can cut the hame straps and leather traces and free the harnessed animals, allowing them to swim free in an intense water situation, if necessary.
- 5-33.2 ..... American Humane requires that animal handlers designate a spotter or spotters placed along the route of the animals' water crossing. These individuals should relay instructions on how to manage an intense water situation.
- An adequate number of spotters must be placed upstream with radios to warn of floating debris or objects in the water, such as logs or loose equipment.
  - An adequate number of spotters with experience in swift-water animal rescue must be positioned downstream with radios and appropriate rescue equipment.

## **INSERT VEHICLE SAFETY**

An insert vehicle (often referred to as an "insert car") is defined as any type of moving apparatus that has wheels and a camera mounted for purposes of filming moving action, including, but not limited to, cars, trucks, four-wheelers, three-wheelers, golf carts, dune buggies, bicycles, etc., and it includes any type of chase vehicle that may be used in filming traveling scenes. The term "insert vehicle" as used in this section shall mean any insert vehicle or chase car. The term "crane" refers to any arm, boom or crane with a camera attached, which moves independently of the vehicle.

\* Notes a federal, state or local animal welfare statute, code or permit consideration.

- American Humane considers the use of ANY moving vehicle when animals are present as both intense animal action and a stunt.
- Productions, including the stunt coordinator and insert vehicle crew, shall work collaboratively with the animal handler and American Humane to ensure the safety of the animals.
- When filming includes the use of an insert vehicle, it is ultimately the responsibility of the animal handler and American Humane to determine if the action is safe for animals.
- American Humane shall participate in all prep, training and conditioning of animals that will be participating in filming with any type of insert vehicle, as well as any and all meetings, including safety meetings, and shall be notified of the safety plan once it is developed.
- American Humane field personnel are trained and experienced in all aspects of intense animal action and stunts involving animals and shall be considered a part of a production's safety team, ensuring a collaborative effort for the safety and welfare of the animals. (Also see Chapter 7, Stunts.)

American Humane must witness all filming with animals in order to properly document their use. Due to the complexity and length of filming with insert vehicles, American Humane may require more than one Certified Animal Safety Representative™ to witness all filming. Productions are required to notify American Humane prior to filming if they are using insert vehicles, in order for American Humane to ensure that ample personnel are on hand for filming. Production shall provide the American Humane Certified Animal Safety Representative(s)™ adequate placement during filming in order to witness all animal action. In certain circumstances, this may include having access to a monitor, a clamshell, a production radio and/or other means of viewing the animal action as it takes place. (Also see *Guideline 1-22.*)

- 5-34 ..... ALL animals working where an insert vehicle or chase vehicle is present shall be trained, conditioned and acclimated to working with the size and type of vehicle to be used, to ensure that the animals are comfortable with any noise, movement or other stimuli from the vehicle or crane.
- a. Animals shall be conditioned and acclimated to any special effects, props, costumes and/or any and all environmental or climatic conditions, whether real or man-made, that will occur in the scene. Any props or costumes that may potentially hinder the movement or impair the vision of the animals or animal handler shall be used in rehearsals. Any special effects used shall be inspected and reviewed closely prior to filming. The reaction of an animal to any special effects shall be closely monitored.
  - b. Once animals have been acclimated, any rehearsals must be conducted at slow speeds, gradually building to the desired speed required for filming.
  - c. Rehearsals shall be accomplished at the filming location, at the same time of day or night, and under the same circumstances as actual filming, in an effort to closely duplicate conditions on filming day.

\* Notes a federal, state or local animal welfare statute, code or permit consideration.



- d. All persons participating in filming, such as riders, drivers, animal handlers, wranglers, stunt personnel, special effects personnel, vehicle drivers, crane operators, locations personnel, etc., shall participate in rehearsals to ensure that all members of the safety team are informed about all aspects of the scene and have the opportunity to confer with all departments with regard to safety and prevention of possible hazards.
- 5-35 ..... Care must be taken to ensure that animals do not escape the set or location. Production and the animal handler must have a safety plan in place that will prevent the escape of an animal from the set or location and provide for an animal's safe recapture, should an accident or escape occur. (Also see *Guideline 1-36*.)
- 5-36 ..... The use of any vehicle, or any part thereof, to control any directional movement or speed of an animal is prohibited. It is the responsibility of the animal handlers to direct and control the animals.
- 5-37 ..... The vehicles being used shall be inspected daily to ensure that they are mechanically sound and appropriate to perform under the conditions at the filming location.
  - a. Areas of special concern during inspection are the tires, braking system, steering system, the weight and stability of the vehicle, and the size and type of vehicle.
  - b. Any crane/camera used on a vehicle must be properly counter-balanced.
  - c. It is important that the vehicle can be seen by the animals, is not overloaded and its weight is evenly distributed.
- 5-38 ..... Drivers and crane operators shall be trained and experienced with the operation of the vehicle they will be using. Drivers and crane operators are considered an important part of the safety team and are important "spotters" during rehearsals and filming.
- 5-39 ..... Terrain, whether natural or man-made, shall be inspected closely for potholes, bumps, uneven surfaces, obstacles such as rocks/gravel, trees, bushes, wet/muddy surfaces, curves, grades, etc.
  - a. Consideration shall be given to the type of surface in relation to the speed of the action, whether the terrain is natural or man-made.
  - b. No extreme condition of terrain shall exist that will hinder footing/traction or visibility.
- 5-40 ..... Climatic conditions, whether natural or man-made, shall be closely monitored to ensure that there is no change in footing/traction or visibility during rehearsals and filming. No extreme climatic condition shall exist that will hinder footing/traction or visibility, including bright light, darkness, fog, rain, snow, dust, etc.
- 5-41 ..... The vehicle must:
  - a. Maintain a speed — depending on surface and conditions, animals used, environmental and climatic conditions, and any special effects used — which will allow the driver and any crane operator to stay in control and react quickly to a hazard by braking and/or bailing out. Vehicle speed shall not exceed 30mph unless prior approval is given by American Humane, or, in a circumstance that would prevent an accident.

\* Notes a federal, state or local animal welfare statute, code or permit consideration.



- b. Maintain a safe distance from any animal to allow the driver and/or crane operator to react to any deviation in direction by the animal. American Humane recommends that any moving vehicle, and parts thereof (crane, camera, etc.), maintain a minimum distance of 25 feet from any animal. More than 25 feet may be required depending on speed, terrain, and species of animal.
  - c. Have safety areas around it. The set/filming location shall have safety areas to the front, sides and rear of the vehicle at all times, to allow for the vehicle or an animal to bail out and/or perform a safety maneuver should the need arise. Specific attention shall be paid to the beginning and end of the filming areas and to any curves or grades that may be present at the filming location.
  - d. Never track directly behind, head-on or toward an animal. American Humane shall use on-site judgment to set safe distances between insert vehicles and animals.
  - e. Never be used to control the speed or direction of an animal.
  - f. Maintain a safe following distance between any animal, any insert vehicle and any chase car, to prevent collision.
- 5-42 ..... Crane operators may position the crane/camera in front, behind or to the side of an animal, provided there is a safe distance between the crane/camera and the animal, and provided the ability exists to quickly perform a safety maneuver. American Humane shall use on-site judgment, based on the type of equipment used, animals used, special effects, and environmental and climatic conditions, to determine the distance a crane/camera may be placed from an animal.
- 5-43 ..... Spotters with knowledge of the animals being used shall be utilized.
- a. There shall be an adequate number of spotters as determined by American Humane and the animal handler. If the route of the entire action cannot be clearly seen by one person, additional spotters shall be used to ensure that there is clear visibility along the entire route of filming.
  - b. All spotters, including the vehicle driver and any crane operator, shall be equipped with radio communications. A predetermined channel shall be used during all rehearsals and filming. This channel shall be kept open and clear, and people on this channel shall use communication that is simple and directive in nature to ensure quick reaction to any potential hazard.
  - c. It shall be the duty of the spotters to communicate any potential hazard, giving the driver, crane operator, animal handler, etc., as much time as possible to react to a potential hazard.
  - d. When filming scenes that are considered extremely intense, an animal handler who is familiar with the animals being used shall be located inside each vehicle.
- 5-44 ..... The safety, placement and location of any animals being used as pickup horses should be addressed, to prevent a collision with them and the action being filmed.

\* Notes a federal, state or local animal welfare statute, code or permit consideration.



- 5-45 ..... The filming area shall be limited to only necessary cast, crew and equipment, to minimize the potential for a collision and to provide sufficient bail-out areas.
- 5-46 ..... When filming with vehicles and animals, **THERE SHALL BE NO CHANGE IN ACTION ONCE REHEARSAL OR FILMING HAS STARTED**, with the exception of reacting to the spotters' communication of any potential hazards. Any change of action, including, but not limited to, speed, length, and distance between vehicles and animals, shall require another safety meeting to ensure that all members of the safety team, and other people participating in the filming, clearly understand and acknowledge the change and see no potential hazards in making the change.



## CHAPTER 6

### SPECIAL EFFECTS

- 6-1 ..... All animals shall be trained, prepped and conditioned to work around special effects such as, but not limited to, explosions, gunfire, artillery and pyrotechnics. American Humane may request a demonstration and shall have the jurisdiction to remove any animals that are not trained, prepared, acclimated and conditioned to perform the required animal action.
- 6-1.1 ..... Approval from American Humane must be received prior to using any special effect or chemical around animals. Upon request, production shall provide American Humane with the Material Safety Data Sheet (MSDS) for any special effect or chemical used for filming where animals will be present.

#### **WATER EFFECTS** (Also see Water Safety in Chapter 5.)

- 6-2 ..... No animal shall be subjected to extreme, forceful rain simulation. Water pressure and the velocity of any fans used to create this effect must be monitored at all times.
- 6-3 ..... Rubber mats or other non-slip material or surface shall be provided when simulating rain. If effects call for mud, the depth of the mud must be approved by American Humane prior to filming. When necessary, a non-slip surface shall be provided underneath the mud.

#### **SNOW EFFECTS**

- 6-4 ..... The use of plastic flakes, Jetex foam, flocking, synthetic snow blankets, gypsum, salt, rock salt and/or aerosol shaving cream can harm some animals. The risk increases with the use of fans that may blow those materials. When animals are used with these effects, production must consult American Humane prior to filming.
- 6-5 ..... Care must be taken to ensure that the materials are not ingested by animals.

\* Notes a federal, state or local animal welfare statute, code or permit consideration.



## **STEAM EFFECTS**

6-6 ..... Steam and pressure devices must never be used in enclosed areas where animals will be working.

## **SMOKE/PHOTOGRAPHIC DUST EFFECTS**

**NOTE:** Also see Industry-Wide Labor-Management Safety Committee Safety Bulletin #10, "Guidelines Regarding the Use of Artificially Created Smokes, Fogs and Lighting Effects," and the Safety and Health Awareness Sheet titled "Photographic Dust Effects."

6-7 ..... Special effects products such as carbon dioxide ("dry ice") and artificial smoke are hazardous to certain animal species. Smoke effects shall be permitted only with prior approval from American Humane. Producers shall use the minimum concentration necessary, and all animals should have a rest period away from the set at appropriate intervals.

6-8 ..... American Humane suggests the use of water-based products around animals. Birds and insects are extremely sensitive to smoke effects, and those effects shall not be used in their presence unless approved by American Humane.

**The following products/chemicals shall never be used around animals:** fumed and hydrolyzed chlorides; ethylene glycol; diethylene glycol; mineral oils; aliphatic and aromatic hydrocarbons, including petroleum distillates; hexachloroethane; cyclohexylamine; oil crackers; Blitz Foggers; petroleum foggers; Spectrasmoke; fast-burning gray or black smoke; diesel fuel; naphthalene; titanium tetrachloride; black smoke liquid; kerosene; burning tires or rubber; and liquid nitrogen.

Upon request, American Humane shall be provided the MSDS for any effect to be used, prior to its use around animals.

6-9\* ..... Fuller's earth contains silica, which is a known carcinogen. OSHA and other agencies require monitoring of air when it is used. Crushed walnut shells and other airborne debris or particles can be inhaled by animals, causing respiratory distress. Black walnut shells are toxic to horses. Some animals, **especially birds and insects**, are extremely sensitive to airborne chemicals, materials and pollutants. These substances should not be used around animals without first consulting with the animal handler, the American Humane Certified Animal Safety Representative<sup>™</sup> and the MSDS, which shall be provided to American Humane upon request.

\* Notes a federal, state or local animal welfare statute, code or permit consideration.

## **FIRE EFFECTS/PYROTECHNICS**

**NOTE:** Also see Industry-Wide Labor-Management Safety Committee Safety Bulletins #16, “Recommended Guidelines for Safety With Pyrotechnic Effects,” and #19, “Guidelines for the Safe Use of Open Flames on Motion Picture Sets.”

- 6-10 ..... When scenes including animals contain any fire effects, the fire must be controlled and the animals must be preconditioned to it, so as to avoid endangering them. If open fires are used, extra care must be taken to protect the animals’ coats and tails.
- 6-11 ..... Prior approval must be received from American Humane before any effects involving sodium silicate, or water glass, are used around animals. This product is toxic if ingested and is considered corrosive.
- 6-12 ..... Fireballs from air cannons shall not be used in scenes including animals.
- 6-13 ..... When scenes including animals contain open fires such as campfires or bonfires, the American Humane Certified Animal Safety Representative™, working with the animal handler, shall determine a safe distance for the animals.
- 6-14 ..... Unrestrained animals shall not be allowed near open fires. Animals shall not be restrained or tied near a fire with any type of device that hinders the animal from moving away from the fire. The use of leashes or leads held off-camera is a preferable and safe method. It is preferred that animal handlers in costume appear on camera with any animals near open fire, to ensure the safety of the animals being used.
- 6-15 ..... Fire extinguishers (excluding carbon dioxide safety equipment) should not be used around animals. Animals must be moved a safe distance away prior to using fire extinguishers; the chemicals contained in them can be deadly to some animals.

## **CHEMICAL EFFECTS**

- 6-16 ..... Chemical effects should be avoided when animals are present. Many of the substances used to create mud, quicksand, luminous paint, bubbles, smoke, colored fire, spontaneous combustion, sparkles and sprinkles of fire, small explosions, colored water, and invisible ink are harmful to animals. Prior approval from American Humane is necessary when using chemical effects such as phosphorous, gasoline, silver nitrate, vermiculite, fuller’s earth and sulfur.

## **WIRE FLYING AND LEVITATION**

- 6-17 ..... Wire flying and levitation involving any animal shall be accomplished with proper equipment and harnessing and only after prior consultation with and approval of American Humane.

\* Notes a federal, state or local animal welfare statute, code or permit consideration.



## **WEAPONS, EXPLOSIONS, PYROTECHNICS**

**NOTE:** Also see Horse (Equine) and Livestock *Guidelines* in Chapter 8, and Industry-Wide Labor-Management Safety Committee Safety Bulletins #1, "Recommendations for Safety With Firearms and Use of 'Blank Ammunition'"; #6, "Animal Handling," paragraph 7; #16, "Pyrotechnic Effects"; and #30, "Recommendations for Safety With Edged and Piercing Props."

- 6-18 ..... American Humane recommends the use of replicas or rubber prop guns whenever possible (Also see Industry-Wide Labor-Management Safety Committee Safety Bulletin #1, "Firearms," paragraph 18.)
- 6-19 ..... Explosives and gunfire can cause serious injury or death at close distances. There is no safe distance in front of explosives and gunfire — only *safer* distances. Eye injuries and powder burns are a risk.
- 6-20 ..... No live gun, explosive device or effect shall be aimed directly at any animal unless the animal is placed completely out of range — far enough away from the effect to prevent injury.
- 6-21 ..... Animals working around any explosions and gunfire must be humanely trained and conditioned prior to filming. American Humane may ask for a demonstration of an animal's conditioning to explosions and gunfire.
- 6-22 ..... Scenes calling for explosives or gunfire when any animal is present must be reviewed in a safety meeting. American Humane must be invited to participate in this safety meeting. No animal shall work around explosives and/or gunfire until American Humane has given approval and is present to supervise.
- 6-23 ..... When a weapon is fired from horseback, it shall be held at no less than a 45-degree angle to the horse's head to decrease the risk of powder flashes causing burns to the horse's corneas.
- 6-24 ..... Shotguns, semiautomatic shotguns and guns using blanks shall not be fired any closer than 25 feet from any animal.
- 6-25 ..... Non-guns use squibs up the barrel to simulate a muzzle flash and shall never be fired closer than five feet from an animal.
- 6-26 ..... Ammunition used around any working animals shall be limited to no more than quarter loads. Though an animal may be accustomed to loud noises, there is still a danger of damage to an animal's ears from the percussive force of the ammunition.
- 6-27 ..... Cotton or another type of buffering device should be supplied for the animal's ears when it is in close proximity to shooting, explosions or other loud noises. This is required unless the animal is deaf, or has been conditioned to the sounds and is positioned at a sufficient distance so that the noise will not injure the animal's hearing or eardrums. The animal shall be conditioned to having the material placed in its ears. The material is to be removed when the immediate action involving explosives is finished.

\* Notes a federal, state or local animal welfare statute, code or permit consideration.

- 6-28 ..... Gunfire, explosives and non-guns shall never be used in close proximity to animals as to put them in jeopardy or subject them to powder burns. The level of explosives should be determined in consultation with the animal handler, the American Humane Certified Animal Safety Representative™ and an explosives expert. The amount should be limited to the smallest amount of explosives possible to achieve the shot.
- 6-29 ..... Animals shall be checked carefully after each take to ensure that they calm down. The number of takes shall be limited, and emergency procedures — including escape prevention — shall be in place. (Also see *Guideline 1-36*.)
- 6-30 ..... Squibs must be positioned so as to avoid endangering the animals.
- 6-31 ..... Chemicals and products used in explosions, such as (but not limited to) gasoline, diesel fuel, burning tires, naphthalene, titanium tetrachloride, sand, fuller’s earth and black walnut shells, are toxic and may be harmful to some animals. Consult American Humane prior to using any of these substances.
- 6-32 ..... The naphthalene bomb is banned on sets when animals are present.
- 6-33 ..... Kickers, sparks, trunnion guns and “det cord” shall only be used with prior approval from American Humane.
- 6-34 ..... Animals shall never be struck with skin, dust balls, bullets, zirconium spark, steel balls or glass hits. No “hit” shall be used so close to an animal as to cause it to directly strike or land near the animal, discharging particles. Production shall demonstrate the device prior to any animal being used in conjunction with filming. The American Humane Certified Animal Safety Representative™ will work with the animal handler to determine if the device will strike a safe distance from any animal.
- 6-35 ..... Pyrotechnic bullet hit effects shall never be used around animals.
- 6-36 ..... An experienced and licensed special effects person with excellent marksmanship shall be employed when using blowguns, air bellows, wireless arrow guns, wire-controlled guns or compressed-air delivery systems for hits, or when firing darts, arrows or knives.
- 6-37 ..... American Humane shall inspect, in advance, any and all arrows, knives and spears prior to their use in any scene with animals.

## **UNDERWATER EXPLOSIVES**

- 6-38\* ..... Underwater explosives may not be used without appropriate approval from federal, state and local agencies. Such approval must be documented and provided to American Humane. Those agencies list numerous aquatic and semiaquatic species that are protected, threatened, endangered or of special concern. There is often more than one agency responsible for permitting underwater explosions within a given state. American Humane may consult local animal and environmental authorities regarding protected species issues in the specific location.
- 6-39\* ..... Production shall notify American Humane prior to filming any underwater explosion and shall provide detailed, written information on explosive type, amount, size and number of charges to be detonated; blast radius; and potential threats to all animals in the vicinity and to their habitat. Careful measures must be taken by the production to prevent injury to fish, wildlife and their habitats.

\* Notes a federal, state or local animal welfare statute, code or permit consideration.



## **OTHER SPECIAL EFFECTS EQUIPMENT**

- 6-40 ..... Care should be taken to protect animals when using animals near large fans.
- a. Wind that fans produce can be dangerous to animals.
  - b. Atmospheric effects or debris introduced into fans and the wind generated by fans can be dangerous to animals.
  - c. Fans can also suck in debris that can injure or be inhaled by an animal, causing injury and/or respiratory ailments.
- 6-41 ..... When scenes employ simulated or real dust storms, blizzards or rain, steps must be taken to protect the animal's eyes, ears, nose and mouth, as supervised by the American Humane Certified Animal Safety Representative<sup>™</sup>. Upon request, production shall provide American Humane the MSDS for any substance, material or chemical used in creating such effects.
- 6-42 ..... Bubble machines use liquid detergent soap, which can be toxic to some animals. Consult American Humane prior to using any bubble machine around animals.
- 6-43 ..... Only candy glass or the equivalent should be used for breakaway scenes. Tempered glass is not permitted.





## CHAPTER 7 STUNTS

**ADVISORY:** American Humane shall consider any animal performance intense or a stunt when the performance involves great effort or activity of an animal and/or provides for a degree of potential risk to the animal. Production, including the stunt coordinator, shall work collaboratively with the animal handler and American Humane to ensure the safety of animals. When stunts involve animals, it is ultimately the responsibility of the animal handler and American Humane to determine if the stunt is safe for an animal.

American Humane field personnel are trained and experienced and shall be considered a part of a production's safety team, ensuring a collaborative effort for the safety and welfare of the animals. Being a part of pre-production resolves many issues on set. Contact American Humane early in pre-production when animals will be involved in stunts.

- When stunts involve animals in water, see Water Safety in Chapter 5.
- When insert vehicles are used, see Insert Vehicle Safety in Chapter 5.
- When depicting rodeo scenes, see Rodeo in Chapter 8.
- When using horses and livestock, see Horse/Livestock Stunts and Strenuous Equine Action in Chapter 8.

7-0 ..... American Humane field personnel shall closely monitor all strenuous or potentially risky animal action for:

- a. Any signs of stress and/or tiring of the animals.
- b. Any change in environmental, climatic or man-made factors which may affect the outcome of the stunt/intense animal action. (See *Guideline 1-23, Unauthorized Shot.*)
- c. Any breach of the Federal Animal Welfare Act and/or any state and local animal welfare laws and regulations, which clearly state that no animal shall be put at risk, overridden, overdriven, overloaded or ill-treated. Any violation will be reported.

\* Notes a federal, state or local animal welfare statute, code or permit consideration.



**ADVISORY:** American Humane prefers to monitor all pre-production training of animals involved in stunts. Contact American Humane early in pre-production. (Also see *Guideline 1-3.*)

- 7-1 ..... Animals shall be adequately trained, conditioned and prepped for stunts and/or intense animal action.
- a. American Humane will require the removal of any animals deemed unfit or inappropriate for use.
  - b. American Humane shall monitor the pre-production training and conditioning of animals that will be participating in a stunt or intense animal action as a means to determine their appropriateness for use in filming.
  - c. It is the responsibility of the production and the animal handler to contact American Humane in pre-production when stunts are planned.
- 7-2 ..... Intense animal action must be reviewed in advance, as well as in safety meetings prior to filming, and must include a safety backup plan:
- a. American Humane shall be included in, and informed of, all action to be performed, and shall participate in any and all meetings, including safety meetings.
  - b. American Humane shall be notified of the safety plan once it is developed.
  - c. When stunts seem to pose a danger or involve risk, safety measures must be reviewed with American Humane, and the stunt shall be demonstrated at American Humane's request.
  - d. Should production have animated storyboards/video or other digital re-creations that are used to design the stunts, sharing those with American Humane can ensure that everyone is aware of what the animal will be asked to accomplish, and concerns can be discussed prior to the day of filming.
- 7-2.1 ..... Animals shall be trained and conditioned to any special effects, props and costumes to be used during filming. (Also see Chapter 4, Costumes, Makeup, Rigging and Props, and Chapter 6, Special Effects.)
- 7-3 ..... Everyone participating in the filming of a stunt or intense animal action, such as riders, drivers, animal handlers, stunt personnel, operators of vehicles or aircraft, production departments (such as special effects) and camera operators, shall participate in all prep and rehearsals to ensure that all members of the safety team are informed about all aspects of the scene, to ensure safety and eliminate possible hazards.
- a. All rehearsals shall be conducted at the filming location, at the same time of day, and under the same circumstances as required for the scene, in an effort to closely duplicate conditions on filming day.
  - b. Any prop or costume that may potentially hinder movement or impair the vision of animals or animal handlers shall be included in prep and rehearsals.
  - c. Any special effects (including any environmental or climatic conditions such as dust, rain and snow) or other noise or visual stimuli (such as gunfire and explosions) which may be present in the scene shall be included in prep and rehearsals.


- 7-4 ..... Any intense animal action, including (but not limited to) chase or running scenes, must be staged to prevent animals from being overworked. This can be accomplished in the following ways:
- a. American Humane recommends that productions be proactive when choosing times or seasons in which to film animals, including not filming in the hottest or coldest times of year/day in areas where heat or cold may become an animal-safety issue.
  - b. Maintain a sufficient supply of ice and water at the filming location to be used to cool animals, including horses and livestock, during periods of excessive heat and/or humidity.
  - c. Film scenes in early morning or late afternoon, when temperatures are lower, during times of extreme heat and/or humidity.
  - d. Provide animals with shade.
  - e. Film these scenes during the warmest part of the day, when temperatures are warmer, during periods of extreme cold.
  - f. Provide animals with windbreaks and heaters during cold weather.
  - g. Limit rehearsals and takes.
  - h. Provide sufficient rest periods between takes.
  - i. Provide a sufficient supply of backup animals so the animals can be rotated.
  - j. Have an adequate number of animal handlers available to provide cooling or warming to the animals.
- 7-5 ..... Environmental conditions such as terrain, temperature and humidity play a role in the safety and welfare of animals; therefore, the animal handler, a licensed veterinarian and American Humane Certified Animal Safety Representative(s)<sup>™</sup> will monitor animals for signs of heat or cold stress and other risks.
- a. Animal handlers and/or veterinarians on set shall have a rectal thermometer available should the need arise to monitor an animal's temperature.
  - b. Should the temperature of an animal rise above or fall below its normal range, the animal will be removed from use and not allowed to return to work for at least 24 hours with veterinarian approval and with documentation provided to American Humane.
- 7-6 ..... A veterinarian familiar with the animals being used shall be present for all stunts where strenuous activity may pose risks. (Also see Chapter 2, *Veterinary Care Guidelines*.)

\* Notes a federal, state or local animal welfare statute, code or permit consideration.



- 7-7.1 ..... The following restrictions apply:
- a. No pregnant or lactating animals, including horses or livestock, shall participate in stunts or strenuous activity.
  - b. No horse under the age of 4 years shall participate in horse-racing scenes.
  - c. No tripping devices, wires or pitfalls are permitted for use with any animal. (Also see Industry-Wide Labor-Management Safety Committee Safety Bulletin #6, "Animal Handling Rules for the Motion Picture Industry," paragraph 10.)
  - d. Branding of animals must be simulated. No actual branding is allowed.
  - e. All animal fights (such as dog, bull and cock fights), hunting and fishing scenes, and scenes depicting the death of an animal, shall be simulated. (Also see *Guidelines* 1-28 and 1-28.1.)
- 7-8 ..... Care must be taken to ensure that animals do not escape the set or location. Production and the animal handler must have a safety plan in place that will prevent the escape of an animal from the set or location and provide for an animal's safe recapture, should an accident or escape occur. (Also see *Guideline* 1-36.)
- 7-11.1 ..... American Humane recommends that animals riding in an open vehicle, such as in the back of a pickup truck, be restrained using a safety harness or proper tether. All animals must be conditioned and trained for this action prior to filming. Vehicles with a restrained animal shall not travel faster than 25 mph. Should a production require an animal to ride in an open vehicle without restraints, prior approval from American Humane must be obtained. Vehicles shall not travel more than 15 mph with an unrestrained animal.

**ADVISORY:** In some areas, riding with an unrestrained animal in an open vehicle may be illegal. Check all state and local laws and regulations before filming.\*



## CHAPTER 8

### SPECIES-SPECIFIC GUIDELINES

#### DOG GUIDELINES

8-0 ..... American Humane's *Guidelines for the Safe Use of Animals in Filmed Media* apply to anyone bringing an animal to the set, including members of the cast or crew. When applicable, producers shall distribute in advance the Advisory on "Special Requirements for Extras/Others Who Supply Animals."

**ADVISORY:** Per federal requirements, to exhibit a dog in filmed media, the owner or exhibitor may be required to have a USDA Exhibitor's Permit from the USDA prior to filming.

**ADVISORY:** To protect the health and safety of puppies, American Humane recommends the use of puppies that are at least 16 weeks of age at the start of filming process. Should younger puppies be requested, please CONTACT American Humane EARLY IN PRE-PRODUCTION. All veterinary records indicating their age and vaccination history may be requested.

8-0.2 ..... For safety and efficiency, American Humane recommends that producers hire animal handlers experienced in motion picture production to supply all dogs for production. However, if production chooses to obtain dogs from private owners - including cast and crew - all requirements of the *Guidelines* must be implemented.

**ADVISORY:** The less experienced the animals and the owner/handlers are with working on productions, the more important it is to have American Humane's oversight. American Humane does not condone the use of private pets for production work, whether it is an extra's pet or a reality

\* Notes a federal, state or local animal welfare statute, code or permit consideration.



show contestant's pet. ALL animals deserve humane treatment and a high standard of care, whether or not they are professionally trained. American Humane recognizes that productions may use private pets that are not trained for production work, but encourages producers to choose these animals with consideration for the animals' temperament, health, and condition.

- Animals should be chosen for calm, socialized temperaments
- The owner's stress compounds the animal's stress. An unqualified animal trainer/owner can have a negative effect on an animal
- Animals need prior conditioning to perform in the environment of a production.
- Do not expect untrained animals to perform tricks or stunts that are unnatural behaviors for the average pet.

8-1\* ..... For all dogs (pets, dogs brought by extras or crew, and dog actors) on set, except for puppies under the age of 4 months, the following requirements apply: (See below for requirements for puppies)

- a. The dogs must have been vaccinated for rabies, parvo, distemper, and Bordetella at least two weeks prior to coming onto set. Proof of vaccination, including the name and phone number of the veterinarian who vaccinated the dogs, must be provided to the American Humane Certified Animal Safety Representative<sup>™</sup> upon request.
- b. American Humane may request health certificates, where applicable.
- c. Animal handlers (including cast, crew and extras) must bring the necessary documentation to the set.

**ADVISORY:** Animal handlers (including cast, crew and extras) should be aware of locations where ticks, fleas and mosquitoes are found and take appropriate measures, such as tick, flea and heartworm prevention, to prevent disease and intestinal parasites.

8-2\* ..... When filming scenes involving the birth of puppies, or the use of puppies under the age of 8 weeks, prior written approval from the USDA and American Humane is required. Per the USDA, puppies may not be transported for commerce under the age of 8 weeks. (Also see *Guideline 2-8.*) This means that if you plan to use puppies in a film production (for commerce), you cannot relocate them earlier than 8 weeks of age. The law limiting the transport of the under 8 weeks includes moving the animals within the state as well as transporting them across state lines. Puppies may not be transported or sold in commerce until they are 2 months old and fully weaned.

8-2.1 ..... To protect the health and safety of puppies, American Humane recommends use of puppies that are at least 16 weeks of age at the start of the filming process. Should younger puppies be requested, please contact American Humane for prior approval.

\* Notes a federal, state or local animal welfare statute, code or permit consideration.

- 8-2.2 ..... No puppy under 12 weeks will be allowed on a set. Any puppies under 16 weeks of age need prior approval from the American Humane. All veterinary records indicating their age and vaccination history may be requested.
- 8-2.3 ..... All puppies (brought by extras or crew, and dog actors) should have the appropriate number of vaccinations based on age. Please consult a veterinarian. Proof of vaccinations may be requested by American Humane. Please ensure that these records are available for inspection.
- 8-2.4 ..... American Humane requests breeder/animal supplier information and all health certificates before filming. Health certificates must indicate that the puppies are free from infectious diseases and current on all vaccinations. They will need to indicate that the puppies are in good health for required animal action. American Humane strongly recommends that an actual physical examination be conducted by a qualified veterinarian. The health certificates must:
- a. Be an official interstate health certificate
  - b. Be issued and signed by a licensed veterinarian
  - c. Include each puppy's actual date of birth
  - d. Include clear identification of each individual puppy
  - e. Include the actual date of vaccinations and deworming
  - f. Be issued and dated not more than 10 days prior to transport date
  - g. State that the animal is free from infectious disease or physical abnormalities that would endanger the animal, other animals, or the general public
  - h. Include record of a current rabies vaccination if the dog is of legal age
- 8-2.5 ..... Only healthy puppies shall be used. When necessary, the filming location should be controlled by the following measures to prevent the spread of disease:
- a. No other animals should be present when filming with puppies.
  - b. American Humane discourages the mixing of litters or puppies from different households. Puppies should not mix with other dogs/puppies until at least two weeks after their second vaccination.
  - c. Hard, non-porous surfaces that can be adequately sanitized should be used for puppies, and, the surfaces should be sanitized prior to each such use.
  - d. Areas where puppies (especially under 16 weeks old) will be housed or perform should have disinfectant foot baths at the entrances and exits for all cast and crew entering the area to prevent the introduction of infectious bacteria.
  - e. Production shall limit cast and crew in areas where puppies are being used.
  - f. Production and the animal handler shall limit the handling, petting and touching of puppies to only necessary individuals.

\* Notes a federal, state or local animal welfare statute, code or permit consideration.



- 8-2.6 ..... When using puppies for more than one day and/or multiple litters of puppies:
- A schedule should be developed that allows ample rest for puppies. Please be aware that scheduling puppies to work every day could lead to sick puppies.
  - For the first two weeks the puppies are there, puppies should not be housed with adults or other litters of puppies unless they come from the same kennel.
  - The housing facilities should be on a strict cleaning and disinfecting regimen to lessen the potential for bacterial and viral infection and/or spread.
  - Puppies should have their own quarantine facility. If you will have multiple litters from different breeders/animal suppliers, only pups from the same breeder/animal supplier should be in the facility at the same time.

8-2.7 ..... Environmental conditions can affect puppies, whether too hot or too cold. Puppies under 16 weeks old cannot work in snow and subfreezing temperatures, extreme heat, or inclement weather. Puppies do not tolerate the cold as well as adult dogs. If puppies are under 16 weeks, there is the potential that vaccinations have not taken the full effect. Sick puppies are much more sensitive to the cold weather as well as extreme high temperatures. If the puppies wear protective clothing, this may help resistance to the cold. Any puppy that shivers needs to be warmed immediately.

**ADVISORY:** Puppies being brought to the set should be examined by veterinarian, be free of parasites, and have received core vaccines at 8 weeks of age, then once every three to four weeks until the puppies reach 4 months of age. After 4 months, dogs should be vaccinated once each year. The rabies vaccination is due at 4 months, then again within 12 months.

Although vaccinations help reduce the risk of parvo and other communicable diseases, parvo and others can still occur in vaccinated dogs. Puppies are more likely to develop severe disease and die as a result of parvo. Any puppies that show signs of illness shall be removed from the set and examined by a veterinarian.

8-2.8 ..... Care must be taken to ensure that animals do not escape the set or location. Production and the animal handler must also have a safety plan in place that will prevent the escape of an animal from the set or location and provide for an animal's safe recapture should an accident or escape occur. (Also see *Guideline 1-36*.)

8-3\* ..... Pursuant to USDA regulations, anyone who sells or acquires a dead dog or cat from a private, unlicensed source is required to obtain a USDA license (see Chapter 1) and provide that documentation to American Humane.

\* Notes a federal, state or local animal welfare statute, code or permit consideration.



- 8-4 ..... When dogs are working with cats or other species of animals, in addition to production and the animal handler ensuring the safety of the animals, the dogs must be trained and prepped to work with the animals so that the work is not stressful. (Also see *Guideline 1-28.2.*)
- 8-4.1 ..... When predator/prey relationships are to be depicted, animals must be trained or conditioned to accomplish the action, or the action must be simulated. Predator/prey situations can be a threat to one or more of the animals, as well as to the cast and crew.
- 8-5 ..... Dogs that are underweight, overweight or otherwise not in appropriate physical or behavioral condition to perform the required work shall not be used. All animals must be of good working weight to accomplish the action required.
- 8-6 ..... Care must be taken to protect an animal's foot pads, as determined by the species of animal, to ensure that:
- a. Foot pads are not in direct contact with hot surfaces such as pavement, sand, concrete, etc.
  - b. Foot pads are not in direct contact with extremely cold surfaces such as ice and snow.
  - c. Foot pads are protected from abrasive surfaces such as concrete, asphalt, stone, etc., which could cause injury.
- 8-9.1 ..... When applicable, producers shall distribute in advance the instruction sheet on "Special Requirements for Extras/Others Who Supply Animals." Although the special requirements apply to extras and owners, production is always ultimately responsible for the safety of the animals and people on the set. The needed precautions to ensure human and animal safety include:
- a. **Water:** Extras/owners shall bring a water bowl that is heavy enough to prevent overturning and large enough to satiate a dog's thirst. Water should be available to the dog as needed.
  - b. **Control:** Dogs must wear collars and be kept on a leash at all times, except when being held in a secure pen, fenced area or crate. Dogs shall not be left unattended at any time. If a dog charges, threatens or bites any person or animal, it shall be removed immediately from the set and location.
  - c. **Proof of Vaccination:** All dogs shall be licensed, and the owner must provide proof of licensing. Extras/owners must provide proof of the dog's vaccinations against rabies, parvo, distemper, and bordetella. Dogs must have received vaccinations at least two weeks prior to coming onto the set. Proof of vaccination, including the name and phone number of the veterinarian who vaccinated the dogs, must be provided to the American Humane Certified Animal Safety Representative™ upon request.
  - d. **Dogs in Heat:** Dogs should not be on set if they are in their heat cycle.
  - e. **Housing/Comfort:** Extras/owners shall coordinate with production as to who will provide shade, crates and/or fencing for the dog. This should happen prior to the dog's arrival on set. Improper chains and tethers are prohibited.

\* Notes a federal, state or local animal welfare statute, code or permit consideration.

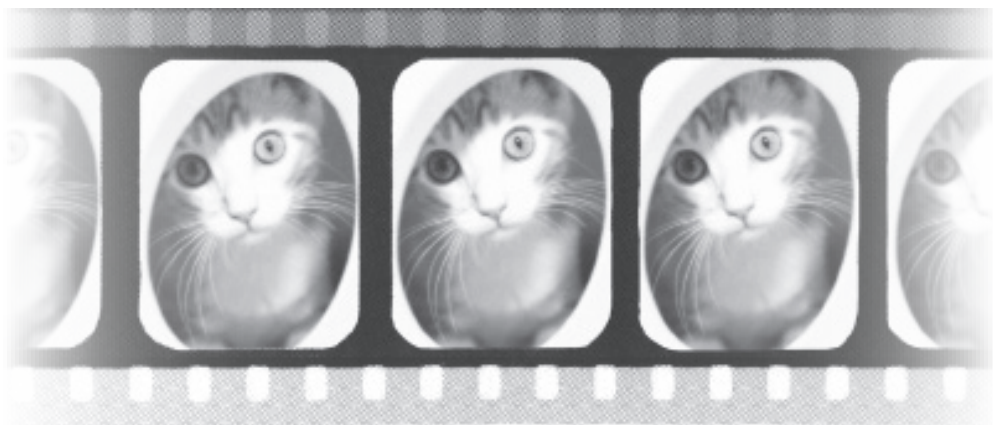


- f. **Oversight:** Animals shall never be left unattended, attended by a person who is inexperienced in handling those types of animals, or unsecured in a manner that would be unsafe or uncomfortable for the animals.

8-10.1\* .... Dog bites and dog attacks are becoming more common and are often severe. If a dog bite incident occurs on your set, production should take the following steps:

- a. A doctor should examine any dog bite to a person.
- b. A veterinarian should examine any dog bite to another animal.
- c. Any dog bite that requires medical or veterinary attention shall be reported to the local animal control agency or public health agency (as appropriate in the jurisdiction) and to American Humane\*.
- d. Production shall provide in writing the biting dog's licensing and vaccination information, and its owner's name and address, to the person bitten, the involved health agency and American Humane.

\* Notes a federal, state or local animal welfare statute, code or permit consideration.



## CHAPTER 8 DOMESTIC CAT GUIDELINES

8-11.1 ..... American Humane’s *Guidelines for the Safe Use of Animals in Filmed Media* apply to anyone bringing an animal to the set, including members of the cast or crew. When applicable, producers shall distribute in advance the Advisory on “Special Requirements for Extras/Others Who Supply Animals.”

**ADVISORY:** In accordance with federal requirements, to exhibit a cat in filmed media, the owner or exhibitor may be required to have a USDA Exhibitor’s Permit from the USDA prior to filming.

**ADVISORY:** To protect the health and safety of kittens, American Humane recommends the use of kittens that are at least 16 weeks of age at the start of filming process. Should younger kittens be requested, please CONTACT American Humane EARLY IN PRE-PRODUCTION. All veterinary records indicating their age and vaccination history may be requested.

8-11.3 ..... For safety and efficiency, American Humane recommends that producers hire animal handlers experienced in motion picture production to supply all cats for production. However, if production chooses to obtain cats from private owners - including cast and crew - all requirements of the *Guidelines* must be implemented.

8-11.4 ..... When applicable, producers shall distribute in advance the instruction sheet on “Special Requirements for Extras/Others Who Supply Animals.”

\* Notes a federal, state or local animal welfare statute, code or permit consideration.



**ADVISORY:** The less experienced the animals and the owner/handlers are with working on productions, the more important it is to have American Humane's oversight. American Humane does not condone the use of private pets for production work, whether it is an extra's pet or a reality show contestant's pet. However, ALL animals deserve humane treatment and a high standard of care, whether or not they are professionally trained. American Humane recognizes that productions may use private pets that are not trained for production work, but encourages producers to choose these animals with consideration for the animals' temperament, health, and condition.

- Animals should be chosen for calm, socialized temperaments.
- The owner's stress compounds the animal's stress. An unqualified animal trainer/owner can have a negative effect on an animal
- Animals need prior conditioning to perform in the environment of a
- Production.
- Do not expect untrained animals to perform tricks or stunts that are unnatural behaviors for the average pet.

8-11.5\*.... For all cats (pets, cats brought by extras or crew, and cat actors) on set, except for kittens under the age of 16 weeks, the following requirements apply: (See below for requirements for Kittens)

- a. The cats must have been vaccinated for rabies, feline leukemia (FPV), feline herpesvirus-1 (FHV-1), and, feline calicivirus (FCV) at least two weeks prior to coming onto set. Proof of vaccination and the name and phone number of the veterinarian who vaccinated the cats must be provided to the American Humane Certified Animal Safety Representative<sup>™</sup> upon request.
- b. American Humane may request proof of health certificates where applicable.
- c. Animal handlers (including cast, crew and extras) must bring the necessary documentation to the set.

**ADVISORY:** Animal handlers (including cast, crew and extras) should be aware of locations where ticks, fleas and mosquitoes are found and should take appropriate measures, such as tick, flea and heartworm prevention, to prevent disease and intestinal parasites.

8-12\*..... When filming scenes involving the birth of kittens or the use of kittens under the age of 8 weeks, prior written approval from the USDA and American Humane is required. Per the USDA, kittens may not be transported or sold in commerce until they are 2 months old and fully weaned. (Also see *Guideline 2-8.*) This means that if you plan to use kittens in a film production (for commerce), you cannot relocate them earlier than 8 weeks of age.

\* Notes a federal, state or local animal welfare statute, code or permit consideration.

- 8-12.1 ..... Only healthy kittens should be used for filming. Should very young kittens be requested, please contact American Humane for prior approval. When necessary, the filming location should be controlled by the following measures to prevent the spread of disease:
- a. No other animals should be present when filming with kittens.
  - b. American Humane discourages the mixing of litters or kittens from different households. Kittens should not mix with other cats/kittens until at least two weeks after their second vaccination.
  - c. Hard, non-porous surfaces that can be adequately sanitized should be used for kittens, and the surfaces should be sanitized prior to each such use.
  - d. Production and the animal handler should provide appropriate foot baths at the entrance of the set for all cast and crew entering the area. Areas where kittens (especially under 16 weeks old) will be housed or perform should have disinfectant foot baths at the entrances and exits for all cast and crew entering the area to prevent the introduction of infectious bacteria.
  - e. Production shall limit cast and crew in areas where kittens are being used.
  - f. Production and the animal handler shall limit the handling, petting and touching of kittens to only necessary individuals.
- 8-12.2 ..... To protect the health and safety of kittens, American Humane recommends the use of kittens that are at least 16 weeks of age at the start of the filming process. Should younger kittens be requested, please contact American Humane for approval.
- 8-12.3 ..... No kitten under 12 weeks will be allowed on a set. Any kittens under 16 weeks of age need prior approval from the American Humane. All veterinary records indicating their vaccination history may be requested.
- 8-12.4 ..... All kittens (brought by extras or crew, and dog actors) should have the appropriate number of vaccinations based on age. Please consult a veterinarian. Proof of vaccinations may be requested by American Humane. Please ensure that these records are available for inspection.

\* Notes a federal, state or local animal welfare statute, code or permit consideration.



8-12.5..... American Humane requests breeder/animal supplier information and all health certificates before filming. Health certificates will indicate that the kittens are free from infectious diseases and current on all vaccinations. They will need to indicate that the kittens are in good health for required animal action. American Humane strongly recommends that an actual physical examination be conducted by a qualified veterinarian. The health certificates must:

- a. Be an official interstate health certificate
- b. Be issued and signed by a licensed veterinarian
- c. Include each kitten's actual date of birth
- d. Include clear identification of each individual kitten
- e. Include the actual date of vaccinations and deworming
- f. Be issued and dated not more than 10 days prior to transport date
- g. State that the animal is free from infectious disease or physical abnormalities that would endanger the animal, other animals, or the general public

8-12.6..... When using kittens for more than one day and/or multiple litters of kittens:

- a. A schedule should be developed that allows ample rest for kittens. Please be aware that scheduling kittens to work every day could lead to sick kittens.
- b. For the first two weeks the kittens are there, kittens are not housed with adults or other litters of kittens unless they come from the same kennel.
- c. The housing facilities should be on a strict cleaning and disinfecting regimen to lessen the potential for bacterial and viral infection and/or spread.
- d. Kittens should have their own quarantine facility. If you will have multiple litters from different breeders/animal suppliers, only kittens from the same breeder/animal supplier should be in the facility at the same time.

8-12.7..... Environmental conditions can affect kittens, whether too hot or too cold. Kittens under 16 weeks old cannot work in snow and subfreezing temperatures, extreme heat, or inclement weather. Kittens do not tolerate the cold as well as adult cats. If kittens are under 16 weeks, there is the potential that vaccinations have not taken the full effect. Sick kittens are much more sensitive to the cold weather as well as extreme high temperatures. If the kittens wear protective clothing, this may help resistance to the cold. Any kitten that shivers needs to be warmed immediately.

**ADVISORY:** Kittens being brought to the set should be examined by a veterinarian, tested for feline leukemia, be free of parasites, and have received core vaccines in accordance with AAFP (American Association of Feline Practitioners).

Although vaccination helps reduce the risk of cat flu, this disease can still occur in vaccinated cats. Kittens are more likely to develop severe disease and die as a result of the flu. Any kittens that show signs of flu shall be removed from the set and examined by a veterinarian.

- 8-13\* ..... Pursuant to USDA regulations, anyone who sells or acquires a dead dog or cat from a private, unlicensed source is required to obtain a USDA license (see Chapter 1) and provide that documentation to American Humane.
- 8-14 ..... When cats are working with other cats or other species of animals, in addition to production and the animal handlers ensuring the safety of the animals, the cat must be trained and prepped to work with the animals so that the work is not stressful. (Also see *Guideline 1-28.2.*)
- a. When predator/prey relationships are to be depicted, animals must be trained or conditioned to accomplish the action, or the action must be simulated.
  - b. Predator/prey situations can be a threat to one or more of the animals, as well as to cast and crew.
- 8-14.1 ..... Animals should never be left unattended or unsecured in a manner that would be unsafe or uncomfortable for the animals. Animals shall not be left in the care of any person who is inexperienced in the care of those types of animals.
- 8-14.2 ..... Care must be taken to ensure that animals do not escape the set or location. Production and the animal handler must also have a safety plan in place that will prevent the escape of an animal from the set or location and provide for an animal's safe recapture should an accident or escape occur. (Also see *Guideline 1-36.*)
- 8-15 ..... Domestic cats that are underweight, overweight or otherwise not in appropriate physical or behavioral condition to perform the required work shall not be used. An animal shall not be used if, in American Humane's judgment, the animal is not in appropriate condition.
- 8-15.1 ..... Although the special requirements apply to extras and owners, production is always ultimately responsible for the safety of the animals and people on the set. The precautions necessary to ensure human and animal safety include:
- a. **Water:** Extras/owners shall bring a water bowl that is heavy enough to prevent overturning and large enough to satiate a cat's thirst. Water should be available to the cat as needed.
  - b. **Control:** Cats shall be controlled by using a crate, cage or secure pen. When working outdoors, only cats trained and handled by professional trainers should be used. Cats shall not be left unattended at any time or in the care of an unqualified person. If a cat exhibits any aggressive or fear behaviors, such as threatening, scratching or biting any person or animal, it may be removed. Improper chains and tethers are prohibited.
  - c. **Cats in Heat:** Cats should not be on set if they are in their heat cycle.
  - d. **Housing/Comfort:** Extras/owners shall arrive with the cat secured in a crate. Extras/owners shall coordinate with production to address considerations for protecting the cats from weather, including heat or cold, wind, rain, etc. This should happen prior to the cat's arrival on set.


\* Notes a federal, state or local animal welfare statute, code or permit consideration.



**"No Animals Were Harmed"**<sup>®</sup>  
— a certification program of —  
American Humane™







## CHAPTER 8

### BIRD GUIDELINES

**ADVISORY:** Birds are tested for avian diseases to prevent the spread of disease to other birds as well as to humans. Ensure that flock tests are current. Birds used in exhibition must have evidence of a current flock health test, as required by the USDA.

- 8-16 ..... American Humane's *Guidelines for the Safe Use of Animals in Filmed Media* apply to anyone bringing an animal to the set, including members of the cast or crew.
- a. For safety and efficiency, American Humane recommends that producers hire animal handlers experienced in motion picture production to supply all birds for production. However, if production chooses to have private owners — including cast and crew — provide birds, all requirements of the *Guidelines* must be implemented.
  - b. When applicable, producers shall distribute in advance the instruction sheet on “Special Requirements for Extras/Others Who Supply Animals.”
- 8-16.1 ..... Birds that are underweight, overweight or otherwise not in appropriate physical or behavioral condition to perform the required work shall not be used. An animal shall not be used if, in American Humane's judgment, the animal is not in appropriate condition.
- 8-17\* ..... Release of Birds
- a. No domesticated bird may be permanently released into the wild. A hunting permit will not be accepted as a proper form of approval for any type of release.
  - b. Birds must be recaptured when released for a scene, or the area should be enclosed to prevent escape. (Also see *Guideline 1-36* and *Wildlife Guidelines* at the end of this chapter.)

\* Notes a federal, state or local animal welfare statute, code or permit consideration.



- c. No bird may be flown after dark unless it is trained to stay in a lighted area or the area is enclosed.
  - d. Homing pigeons must be released during daylight hours, and the release must be calculated (distance and speed) to allow for the birds to arrive home preferably with at least three hours of daylight remaining or before dusk.
  - e. Only trained homing pigeons may be used, and they must be banded. American Humane may request documentation certifying that the birds are actually trained homing pigeons. Pigeons purchased from a pet store are not homing pigeons and will not fly "home."
  - f. Care must also be taken that there are no predators, such as hawks, in the release area.
  - g. Birds, including homing pigeons, shall never be released or flown in inclement weather, including, but not limited to, heavy cloud cover, rain, high wind, sleet and snow. It is important to check the weather forecast at the release location, along the flight path home and at the birds' loft to ensure appropriate weather conditions for a successful release and return of birds.
- 8-18\* ..... Pursuant to the Migratory Bird Treaty Act, taking, killing or possessing migratory birds is unlawful unless permitted by regulations. It is unlawful to take, possess or transport any migratory insectivorous bird or migratory nongame bird.
- 8-19 ..... Consideration must be given to the delicate respiratory systems of birds. Birds must not work in poor air-quality conditions, such as high humidity or in the presence of any type of aerosol, smoke and/or chemicals. People working in close proximity to birds shall not smoke or wear perfume. (Also see Chapter 6, Special Effects.)
- 8-20 ..... The practice of de-beaking is prohibited and must be simulated.
- 8-21 ..... Care must be taken to ensure that animals do not escape the set or location. Production and the animal handler must also have a safety plan in place that will prevent the escape of an animal from the set or location and provide for an animal's safe recapture should an accident or escape occur. (Also see *Guideline 1-36*.)
- 8-22 ..... Birds are particularly susceptible to high heat, humidity, cold wind and drafts and should be protected while on set from inclement weather, including, but not limited to, rain, sleet and snow.
- 8-23 ..... Birds, including chickens, may only be stacked in containers that do not permit them to defecate on one another. Wooden cages or crates must never be used to house birds, as they promote disease transmission.
- 8-24 ..... American Humane promotes the use of sanitary measures (disinfecting, hand washing, etc.) to prevent the spread of disease.
- 8-25 ..... Birds should be housed in containers that permit each animal to make normal postural and social adjustments with adequate freedom of movement. The housing shall provide shelter from heat, rain, snow and strong winds.

\* Notes a federal, state or local animal welfare statute, code or permit consideration.

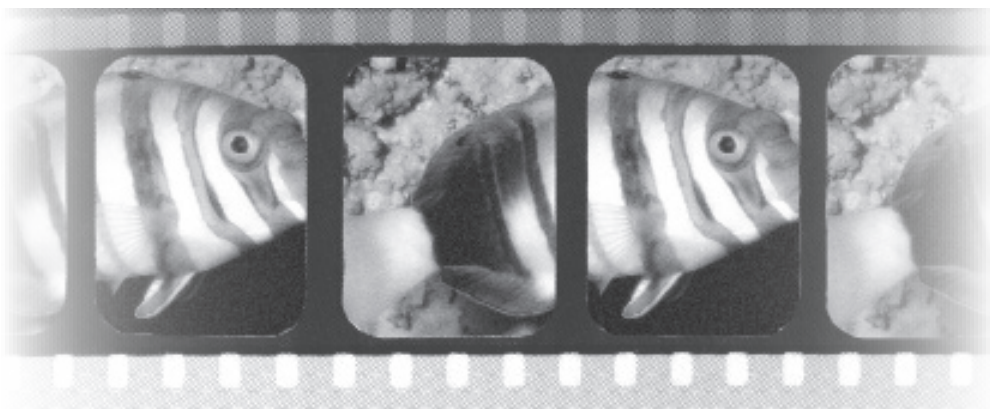
- 8-25.1 ..... Tethering should only be accomplished by trained, experienced animal handlers.
- 8-25.2 ..... It is not recommended that tethering be used with small passerines (e.g., canaries, finches) as they are extremely fragile and their legs can easily be broken. When tethering, the following applies:
- a. Birds must be conditioned and sufficiently prepped when being tethered.
  - b. American Humane may limit the length of time a bird may be tethered. If birds fight against the tethers, flap excessively or tire, they must be immediately released from the tethers and not be used.
  - c. Monofilament or other lines may not be tied directly to a bird's leg.
  - d. The use of padding around the band portion of the tether and/or rubber bands to allow more "give" in the tether may also be used.
  - e. American Humane Certified Animal Safety Representative(s)<sup>™</sup> must approve the action called for when birds are tethered and will have birds removed that are not properly prepared.
- 8-25.3 ..... The use of glass panes around birds is not recommended.
- a. If glass is to be used, it must be sufficiently visually marked for birds so that they do not fly into it, which may be fatal.
  - b. Windows must also be sufficiently marked when flying or using birds inside residences or studios.
- 8-25.4 ..... Wild populations of birds (e.g., seagulls, doves, sparrows, etc.) may not be mixed with tamed or trained studio birds for the purposes of filming. This safety precaution is also important to prevent disease transmission. (Also see *Wildlife Guidelines* at the end of this chapter.)
- 8-25.5\* ..... Cockfighting is prohibited by American Humane and most states and by federal law. Cockfighting paraphernalia also may be illegal in many areas. Please check laws, regulations and ordinances prior to staging such scenes.
- a. Aggressive birds may not be used. Birds may not be used to induce aggression in each other and must not be allowed to touch.
  - b. Combs and wattles of birds must be intact.
  - c. All cockfighting scenes must be strictly simulated, and productions and/or trainers are advised to contact American Humane regarding any scenes depicting cockfighting.
  - d. Cockfighting paraphernalia used on birds must be fake props.
- 8-25.6 ..... When predator/prey relationships are to be depicted, animals must be trained or conditioned to accomplish the action, or the action must be simulated. Predator/prey situations can be a threat to one or more of the animals, as well as to cast and crew.

\* Notes a federal, state or local animal welfare statute, code or permit consideration.



**"No Animals Were Harmed"**<sup>®</sup>  
— a certification program of —  
American Humane<sup>™</sup>





## CHAPTER 8

### FISH GUIDELINES

- 8-26 ..... American Humane's *Guidelines for the Safe Use of Animals in Filmed Media* apply to anyone bringing an animal to the set, including members of the cast or crew. For safety and efficiency, American Humane recommends that producers hire animal handlers experienced in motion picture production to supply all fish for production. However, if production chooses to obtain fish from private owners - including cast and crew - all requirements of the *Guidelines* must be implemented.
- a. Upon request, American Humane can supply additional information, such as the "Advisory: Care of Fish Goldfish Bowl and Aquarium Set-Up" and "Advisory: Using Fish and Marine Life in your Production". However, American Humane prefers that production hire professionals to ensure optimum care and safety.
- 8-26.1 ..... Fish or other aquatic animals may not be harmed for filming purposes. Fish become stressed extremely easily, which can result in physical harm to them.
- 8-26.2 ..... American Humane discourages the transport and temporary housing of shark species for filming. It has been our experience that there are too many unpredictable and difficult variables to control, including but not limited to water volume, water quality and acceptable time for acclimation to confidently guarantee their safety.
- 8-26.3 ..... American Humane recommends that for filming of shark species, transportation should be limited or eliminated and species of sharks be allowed to remain in their present environment and filmed "documentary" style.
- 8-27 ..... The use of live fish and the handling techniques employed must be approved, in advance, by American Humane.

\* Notes a federal, state or local animal welfare statute, code or permit consideration.



- 8-28 ..... Production shall use an expert knowledgeable in the type of fish being used. In certain situations, American Humane may give prior approval for other professionals, or a crew member knowledgeable in this area, to care for fish such as goldfish or simple aquariums. If prior approval is given, American Humane can supply producers with the “Care of Fish Goldfish Bowl and Aquarium Set-Up” and “Using Fish and Marine Life in your Production” advisories that can be distributed to appropriate crew members.
- 8-29 ..... The water type and quality used in live wells, bowls and aquariums for filming must be appropriate for the species of fish being used (e.g., temperature, clarity, oxygenation, salinity and pH), and adequate water acclimation time must be provided.
- 8-30 ..... The hooking of a fish is NOT condoned for the purposes of filming. Fishing scenes should be simulated. Call American Humane for recommendations and prior approval.
- 8-31 ..... At no time shall any stringer, line or other device be placed through the mouth, gills or any other body part of a fish.
- 8-32 ..... Fishing scenes must be simulated with dead fish, animatronics or methods other than using live fish.
- 8-33 ..... When using dead fish, see *Guidelines* 1-17 through 1-20.
- 8-34 ..... Approval must be obtained from American Humane prior to the release of fish. American Humane must receive documentation certifying the source of the fish being released, to ensure genetic quality and survivability in the wild. Appropriate habitat and water quality must be specified and documented to American Humane (When releasing fish, see the *Wildlife Guidelines* at the end of this Chapter)
- 8-35 ..... Fish and other aquatic animals must be maintained in containers or tanks suitable for their species and must receive adequate and appropriate care, including aeration, temperature regulation and regular feeding. If the tank was set up by a professional, that company/expert should be on call, and the company's/expert's name should be provided to American Humane. The most popular hardy marine fish are damselfish and clownfish. In freshwater tanks, goldfish, barbs, platys, swordtails, danios and cichlids are recommended.
- 8-36 ..... For the handling of saltwater fish, or the setting up and maintenance of saltwater aquariums, production shall use an expert knowledgeable in the specific types of fish being used.
- 8-37 ..... To ensure the health and safety of fish in containers such as aquariums, a backup plan, including an auxiliary power source, shall be in place in the event of an electrical failure.
- a. Surge protectors shall be used at all times.
  - b. When fish are left alone overnight in aquariums or other containers used as props or set dressing, production must ensure that the water temperature remains within ambient limits for the species of fish being used.
  - c. Fish such as goldfish housed in containers without aeration should not

\* Notes a federal, state or local animal welfare statute, code or permit consideration.

be placed near a heat source or in direct sunlight.

- d. Artificial lighting near fish should be turned off between takes and when not filming to ensure that the water temperature of fish containers does not overheat, jeopardizing the health and welfare of the fish.

8-38 ..... When fish or other aquatic animals are purchased live for a scene and later returned to the seller, receipts showing both the purchase and the safe return must be provided to American Humane.

8-39 ..... See Chapter 1 of these *Guidelines* when live fish or other aquatic animals are purchased for a scene and later returned or adopted.

8-40 ..... **Fish Out of Water:** Advance approval from American Humane is required should a scene call for a fish to be out of water. An expert knowledgeable in the specific type of fish shall be present to assist in determining how to structure the scene without harm to the fish. Consideration must be given to the species that are most tolerant of this activity (e.g., catfish, carp, perch, bowfin, lungfish, mudskipper and tarpon). Other types of fish, such as trout and salmon, are more sensitive, and American Humane should be consulted before filming. A fish may not be out of water longer than 30 seconds without prior approval from American Humane. Fish must be rotated so that none are used twice in a row, and no fish may be used more than three times in one day.

8-41 ..... **Handling Fish:** Advance approval from American Humane is required should a scene call for a fish to be handled either by hands or by mechanical means, such as nets. Only fine-mesh nets may be used, to prevent damage to the fish. Possible stress from handling is dependent on numerous environmental factors, as well as the species of fish. Special consideration must be given to the species most tolerant of handling (e.g., bowfin, lungfish, mudskipper, perch). It is recommended that only fish with cycloid scales be handled. The oils, salts and heat in human skin can be toxic to fish; therefore, the hands of the person handling the fish must be clean and free of contaminants prior to filming and must be wet at all times when handling fish. Any use of fishing line, fishing nets and Boga Grips™ shall be approved, in advance, by American Humane. An expert knowledgeable in the specific type of fish shall be present to assist in determining how to structure the scene without harm to the fish.

\* Notes a federal, state or local animal welfare statute, code or permit consideration.



**"No Animals Were Harmed"**<sup>®</sup>  
— a certification program of —  
American Humane™







## CHAPTER 8

### INSECT AND ARACHNID GUIDELINES

(Ants, Bees, Beetles, Scorpions, Spiders, Worms)

- 8-44 ..... Nothing may be done to an insect that will cause it harm.
- 8-45 ..... When using insects and arachnids, the standard of care for the particular species being used must include housing, feeding and protection from environmental dangers such as heat, humidity, and cold and inclement weather.
- 8-46 ..... When using insects, an animal handler knowledgeable of the particular insects should be used.
- 8-47 ..... Care should be taken to collect all insects used in filming. None should be allowed to remain on the set or location. Non-indigenous species shall not be allowed to escape, and proof of a plan to contain non-indigenous species must be reported to American Humane prior to filming. (Also see *Guideline 1-36.*)
- 8-48 ..... When insects are brought on set for filming, filters, nets or screens shall be placed over lighting to prevent the insects from flying into the lights.
- 8-49 ..... Bees and other species of insects and arachnids shall not be used in filming when the air temperature is below 55 degrees Fahrenheit. The use of bees and other specific species in colder weather is self-limiting, as the bees will not fly or move.
- 8-50\* ..... Insects and arachnids that are, by law, deemed “invasive” species shall not be released.
- a. Certain species of insects and arachnids are beneficial to the environment. Others, such as locusts, moths and certain species of beetles, shall not be released.
  - b. Non-indigenous species shall not be released. Certain species of butterflies shall never be released, as they will not likely survive.

\* Notes a federal, state or local animal welfare statute, code or permit consideration.



**"No Animals Were Harmed"<sup>®</sup>**  
— a certification program of —  
American Humane<sup>™</sup>

- c. When releasing insects and arachnids, contact American Humane first.  
(Also see the Wildlife *Guidelines* at the end of this chapter.)

8-51 ..... Consideration must be given to the delicate respiratory systems of insects and arachnids. Insects and arachnids must not work in poor air-quality conditions, based upon their species, such as in the presence of any type of aerosol, smoke and/or chemicals, including any insect repellent. People working in close proximity to insects and arachnids shall not smoke, as nicotine is an insecticide and, thus, harmful to insects and arachnids.



## CHAPTER 8 HORSE (EQUINE) AND LIVESTOCK GUIDELINES

The horse is one of the most commonly used animals in filmmaking and, for that reason, we generally use the term “horse” in the following sections. These Guidelines pertain to all equines.

**ADVISORY:** American Humane’s *Guidelines for the Safe Use of Animals in Filmed Media* apply to all horses and livestock without regard to their prominence or insignificance to the production. This includes anyone bringing an animal to the set, including privately owned animals furnished to the production by historic reenactors, other private suppliers, stunt personnel, directors, or any other members of the cast or crew.

For safety and efficiency, American Humane recommends that producers hire animal handlers experienced in motion picture production to supply all horses and livestock for production. However, if production chooses to have private owners (including cast and crew) provide horses and livestock, all requirements of the *Guidelines* must be implemented. When applicable, producers shall distribute in advance the instruction sheet on “Special Requirements for Extras/Others Who Supply Animals”. In productions involving large numbers of animals (e.g., historic reenactments), a responsible “chain of command” shall be established to coordinate the work during production. The chain-of-command information shall be provided to American Humane. The designated “commander” of each unit will be directly responsible for the conduct of the people and the care of the animals under his/her supervision.

**ADVISORY:** American Humane discourages the use of Mexican fighting bulls for filming, due to their unpredictable temperament. Contact American Humane for prior approval in using Mexican fighting Bulls. Because of their unpredictable temperament, innate aggression and heightened reaction to movement, additional safety precautions should be in place.

\* Notes a federal, state or local animal welfare statute, code or permit consideration.

## HOUSING

- 8-52 ..... Sufficient barns and/or pens must be made available so that horses or livestock from different herds or flocks and/or geographical regions can be housed separately. The housing must be completed before the animals arrive.
- 8-53 ..... When housing or filming horses in panel pens, panels must be "horse friendly" and connected so that no gaps remain between panels that would allow a horse to get its leg, head or neck caught in the gap. There should be no sharp edges or points in the pens, and connecting devices such as bolts or slide bolts shall be positioned away from or on the outside of the pen.
- 8-54 ..... The manner in which horses and other livestock are housed shall take into account their ages and the climates to which the animals are accustomed.
- 8-55 ..... Reasonable and adequate overnight rest and shelter to protect horses from the elements shall be provided.
- 8-56 ..... Horse and livestock feed decisions shall take into consideration such factors as the animals' customary diet, changing climates and working conditions.

## TACK, TRAINING AND CUEING EQUIPMENT

- 8-57 ..... Whenever possible, western rowel spur use should be simulated by a combination of establishing shots and the substitution of flexible rubber spurs. At no time shall spurs with locked rowels be used. At no time shall spurs with a diameter of more than 1 inch be used (rubber props are exempt). Spurs should have a minimum of five points. Sharp spurs are not allowed. It shall be at the sole discretion of American Humane to make decisions regarding the use of spurs.

**NOTE:** English cue spurs do not have points. They have one piece of metal, normally blunt or rounded, and are acceptable when used appropriately.

**ADVISORY:** In some areas, use of sharp spurs is prohibited\*.

- 8-58 ..... All equipment and tack shall be safe and serviceable. Before and after every use, all tack and harnesses must be thoroughly inspected for any damage or wear that could potentially cause injury to either the horse or rider.
- 8-59 ..... At no time shall bits with severe mouthpieces and/or excessively long shanks be used on any film set. If these types of bits must be used on an animal, the animal is not suitable for work on a film set.

**ADVISORY:** In some areas, use of severe bits is prohibited.\*

- 8-60 ..... American Humane supports humane training methods. An American Humane Certified Animal Safety Representative™ must observe any pre-production training and/or rehearsals prior to approving any methods used to cause a horse to limp. A licensed equine veterinarian must be on set before and during any type of filming which could be construed as a violation of the Federal “soring” laws.
- 8-61\* ..... Pursuant to the Federal Horse Protection Act, an animal handler shall not use any device, equipment or practice on any horse that affects its gait. The use of the following is **NOT** permitted:
- An irritating agent or blistering agent applied internally or externally by a person to any limb of a horse.
  - Any burn, cut or laceration inflicted by a person on any limb of a Horse
  - Any nail, tack, screw, chemical agent or any other substance or device injected or used by a person on any limb of a horse — or any practice — that causes a horse to suffer, or that can reasonably be expected to cause suffering, physical pain, distress, inflammation or lameness to a horse when walking, trotting or otherwise moving.
  - Any practice that alters or “sets” the tails of horses from their natural carriage.
- 8-62 ..... Training and/or cueing equipment, such as muzzles, paddles, whips, stock sticks, etc , and other devices must be used safely and humanely under the supervision of American Humane Certified Animal Safety Representative(s)™.
- The use of nails, tacks, screws or other sharp instruments for training or cueing an animal is prohibited.
  - Horses and livestock shall be trained, conditioned and prepped prior to wearing hobbles. Any horse or livestock that struggles shall be excluded.
  - Horses and livestock shall not be struck in the face by whips, even for the purpose of cueing.
- 8-63 ..... The use of electric stimulation devices, such as shock collars, prods, pocket prods or any other similar devices, is not permitted by American Humane as a humane training device and is not permitted during performance. However, should the safety of an animal be better served by the use of a remote-command device, particularly when livestock are used in remote locations, that device and its use must have prior approval by American Humane and be supervised by American Humane Certified Animal Safety Representative(s)™.
- ADVISORY:** In some areas, the use of prods and other electric stimulation devices is prohibited\*.
- 8-64 ..... Lead ropes may not be allowed to drag. Should a scene require a “loose” horse with a dragging rope or reins, a breakaway mechanism must be used and demonstrated prior to filming. Horses and livestock shall be prepped, trained and conditioned to the breakaway mechanism.

\* Notes a federal, state or local animal welfare statute, code or permit consideration.



## GENERAL

- 8-65 ..... Horses should never be left unattended or unsecured in a manner that would be unsafe or uncomfortable for the animals. Animals shall not be left in the care of a person who is inexperienced in the care of those types of animals.
- 8-66 ..... Each horse will be thoroughly inspected for saddle and girth sores and other injuries after each use and at the end of the day. It is the responsibility of the rider, wrangler and/or owner, and coordinator to ensure that this is done. Horses with saddle and girth sores shall not be used until healed.
- 8-67 ..... Horses should be trimmed or shod appropriately for the action required. The factors to be considered include the breed and size of the horses, the action to be performed, and the terrain and surface on which they will be working. Horses working on cement or asphalt should wear borium, borium-tipped, rubber or other appropriate shoes.
- 8-68 ..... Horses and livestock used on sets should be calm, well-behaved and controllable in all situations at all times. Any animals that are not trained, prepared and conditioned to perform the required action shall be removed.
- Horses and/or livestock must be properly trained to function around large crowds, in tight formations and under gunfire, as well as tolerate being kept on a picket line in close proximity to other horses.
  - Horses and/or livestock should not be "head shy" and shall function well with other horses and/or livestock.
  - Geldings are preferable. For practical purposes, the use of mares is acceptable but discouraged. No stallions should be used without American Humane's approval.
  - No pregnant or lactating horse or livestock shall participate in strenuous activity or stunts such as stampedes, rodeos and/or extensive running scenes.
  - No horse under the age of 4 years shall participate in horse-racing scenes.
- 8-69 ..... Horses shall, at a minimum, be trained to halter and lead calmly and accept human handling without fear or stress. Horses must be accustomed to handling in order to prevent stress and accidents with other horses and livestock, cast and crew. (Also see the Rodeo *Guidelines* in this chapter for rodeo stock requirements )
- 8-70 ..... Prior to and after each day's use, all horses are to be thoroughly groomed, especially in the head, neck and saddle area, and have their hooves picked.
- 8-71 ..... There shall be no unnecessary riding or running horses while off camera. The return to base camp after filming must be orderly — racing back to camp is not allowed.
- 8-72 ..... To ensure that horses receive adequate rest time, horsemen shall stand down (dismount) between setups, saving the horses' backs. Sitting on the horses for long periods between filming shall not be allowed.

- 8-73 ..... Care must be taken to prevent horses and livestock from being overworked. This can be accomplished in the following ways: a. American Humane recommends that production be proactive when choosing times or seasons in which to film animals. It is not recommended to film in the hottest or coldest times of year in areas where heat or cold may become an animal safety issue.
- b. Maintain a sufficient supply of ice and water at the filming location to be used to cool horses and livestock during times of extreme heat.
  - c. Film in early morning or late afternoon, when temperatures are lower, during times of extreme heat.
  - d. During periods of extreme heat, provide adequate shade for horses and livestock.
  - e. Film during the warmest part of the day during periods of extreme cold.
  - f. Provide animals with wind breaks and heaters during cold weather
  - g. Limit rehearsals and takes
  - h. Provide sufficient rest periods between takes
  - i. Provide a sufficient supply of backup animals so the animals can be rotated.
  - j. Have an adequate number of animal handlers available to provide cooling or warming to the animals.
- 8-74 ..... Horses and livestock should have access to water both on and off set, have access to shade in extreme heat, and have adequate rest periods equal to or greater than their working time.
- a. If the filming location is different from the staging area, production must be sensitive to the necessity for water breaks. When applicable, fresh, treated water must be supplied when animals come from different regions.
  - b. It is not acceptable to walk horses a long distance back to base camp to sufficiently water them or provide shade. Shade and water must be provided on set during periods of extreme weather and with consideration to the horses' length of time on the set.
- 8-75 ..... Other than designated cast members, only experienced animal handlers may work with livestock or ride horses on a production.
- 8-76 ..... No cast members, extras or animal handlers shall be allowed to ride or work with a horse unless they have adequate riding skills and horse knowledge. At a minimum, all riders must be skilled enough not to jerk or twist the horse's mouth. It is the producer's responsibility to ensure that cast members obtain adequate training to prevent such unintentional cruelty.

\* Notes a federal, state or local animal welfare statute, code or permit consideration.



- 8-77 ..... Anyone required to ride on a production must first be auditioned by the wrangler boss to determine his/her riding ability. Productions, animal handlers and American Humane shall work collaboratively to ensure that people required to ride are qualified to perform the action required.
- a. Only riders from the approved wrangler boss list may be hired.
  - b. Production must provide adequate lead time for such demonstration and determination prior to filming American Humane will have final approval of the skill, knowledge and physical limitations of any rider.
- 8-78 ..... Spectators and crew should be discouraged from petting, handling or feeding horses and livestock. Never, under any circumstances, should anyone other than the owner or person designated to perform such activities be allowed to mount/ride or feed horses or livestock.
- 8-79 ..... Whenever a large group of horses and/or livestock is used for a particular scene, especially when they are brought together from different areas, American Humane may inspect the animals and check appropriate documentation, including health certificates and Coggins tests.
- a. A veterinarian shall be present to give each horse a basic health examination before it comes in contact with the other horses.
  - b. Animals must be adequately trained, conditioned and prepped for use on a film set. American Humane has the jurisdiction to remove any animals deemed unfit for use.
- 8-80 ..... When a scene calls for the filming of a “herd,” untrained animals may be used — provided the herd is pre-existing, is located on familiar terrain, and there is a safety plan in place to prevent animals from escaping or deviating from the intended path. When a herd will be controlled/moved by outriders, the outriders shall be familiar with that particular herd. (Also see *Guideline 1-36.*)
- 8-81 ..... Horses and livestock shall not be allowed to escape the set or location. Production and the animal handler must have a safety plan in place that will prevent animals from escaping the set or location and/or deviating from the animals’ intended path. Production and the animal handler shall also have a safety plan in place for an animal’s safe recapture should an accident or escape occur. American Humane shall approve these safety plans prior to filming. The requirements of the safety plans shall be determined by the training, conditioning and preparation of an animal, and if the animals used are confined, loose and/or liberty animals. (Also see *Guideline 1-36.*)
- 8-82 ..... No drugs, including anesthetics, sedatives and chemical laxatives, may be administered to an animal for the purpose of filmmaking.
- a. Under certain circumstances, and with prior approval by both American Humane and the animal’s veterinarian, the administration of non-steroidal anti-inflammatory drugs may be permitted.



- b. At no time shall an animal be used which has been administered a drug to conceal any defects or lameness of the animal.
- c. The practice of nerve-blocking an animal for performance is prohibited.

**ADVISORY:** Sedatives induce behavioral changes that render a horse quiet, calm and relatively indifferent to its surroundings. Clinical signs of tranquilization include lowering of the head and extension of the neck, relaxation and drooping of the lower lip, and slight prolapse of the third eyelid. Males may exhibit protrusion of the penis, which could lead to injury. Additionally, some horses may exhibit excitation, sweating, trembling and convulsions. Repeated doses can cause renal failure. Older horses, horses suffering from heat stress, draft horses and ponies are more susceptible to complications from sedation. The most common sedative is Acepromazine (Atravet®, PromAce®). Overdose can cause excessive sedation, slow respiratory and heart rate, pale gums, unsteady gait, poor coordination, and inability to stand, and may cause sudden collapse, unconsciousness, seizures and death.

Acepromazine can be detected in the blood for 36-120 hours after dosage, although repeated doses may make it detectable for several months.

8-83 ..... Hitching rails shall be fastened in the ground in such a manner that the tugging of a frightened horse cannot pull them loose (e.g., sleeve installation). On stage, hitching rails shall be bolted or fastened in a rigid manner. (Also see Industry-Wide Labor-Management Safety Committee Safety Bulletin #6, "Animal Handling Rules for the Motion Picture Industry," paragraph 11. For stampedes, also see the Stampedes and Large Groups of Horses and Livestock *Guidelines* in this chapter.)

## **HORSE/LIVESTOCK STUNTS AND STRENUOUS EQUINE ACTION**

(Also see Chapter 7, Stunts.)

American Humane shall consider any animal performance intense or a stunt when the performance involves great effort or activity of an animal, and/or provides for a degree of potential risk to the animal.

Production, including the stunt coordinator, shall work collaboratively with the animal handler and American Humane to ensure the safety of the horses and livestock. When stunts involve horses and livestock, it is ultimately the responsibility of the animal handler and American Humane to determine if the stunt is safe for horses and livestock.

American Humane field personnel are trained and experienced and shall be considered a part of a production's safety team, ensuring a collaborative effort for the safety and welfare of the animals. Being a part of pre-production resolves many issues on set. Contact American Humane early in pre-production when animals will be used in stunts.

\* Notes a federal, state or local animal welfare statute, code or permit consideration.



- When stunts involve animals in water, see Water Safety in Chapter 5.
- When insert vehicles are used, see Insert Vehicle Safety in Chapter 5.
- When depicting rodeo scenes, see the Rodeo *Guidelines* in this chapter.
- When depicting horse racing scenes, see Horse Racing *Guidelines* in this chapter.

**ADVISORY:** When filming intense action or when filming in temperatures above 80 degrees Fahrenheit — especially if humidity is present — production and animal handlers must recognize that horses are susceptible to three serious conditions:

- Dehydration
- Heat exhaustion
- Heat stroke

Environmental temperature alone is a poor indicator of an animal's comfort or stress. Humidity, airflow, length of exposure, terrain, breed, hair coat, age, weight, health status and acclimation of the animal all figure in the assessment of the conditions. Access to water and shade, and a means of cooling horses and livestock, shall be available, as stated in the following *Guidelines*.

- 8-84 ..... Any intense animal action, including (but not limited to) chase or running scenes, must be staged to prevent animals from being overworked. Special care must be taken when working in temperatures above 80 degrees Fahrenheit, especially if humidity is present. The following factors should be considered:
- a. American Humane recommends that production be proactive when choosing times or seasons in which to film animals. It is not recommended to film in the hottest or coldest times of the year/day in areas where heat or cold may become an animal-safety issue.
  - b. Film these scenes in early morning or late afternoon, when temperatures are lower, during periods of extreme heat.
  - c. If animals do not return to a normal resting respiration within a reasonable amount of time, they should be removed and not allowed to run again.
  - d. Maintain a sufficient supply of ice and water at the filming location to be used to cool horses and livestock.
  - e. Provide horses and livestock with shade.
  - f. Film these scenes during the warmest part of the day during periods of extreme cold.
  - g. Provide horses and livestock with windbreaks and heaters during cold weather.
  - h. Limit rehearsals and takes.
  - i. Provide sufficient rest periods between takes.
  - j. Provide a sufficient supply of backup animals so the animals can be rotated.
  - k. Have an adequate number of animal handlers available to provide cooling or warming to the animals.

\* Notes a federal, state or local animal welfare statute, code or permit consideration.

- 8-85 ..... Animal handlers and/or veterinarians on set must have a rectal thermometer available, should the need arise to monitor a horse's temperature. Should an animal's temperature rise above normal limits, the animal will be removed from use and not allowed to return to work for at least 24 hours with veterinarian approval.
- 8-86\* ..... American Humane field personnel shall closely monitor all strenuous animal action for:
- Any signs of stress and/or tiring of the animals.
  - Any change in environmental, climatic or man-made factors which may affect the outcome of the stunt/intense animal action. (See *Guideline 1-23, Unauthorized Shot.*)
  - Any breach of the Federal Animal Welfare Act and/or any state and local animal welfare laws and regulations which clearly state that no animal shall be put at risk, overridden, overdriven, overloaded or ill-treated. Any violation will be reported.
- 8-86.1 ..... **PROHIBITED USE:**
- No pregnant or lactating horses or livestock shall participate in stunts or strenuous activity.
  - No horse under the age of 4 years shall participate in horse-racing scenes.
  - No tripping devices, wires or pitfalls are permitted for use with any animal. (Also see Industry-Wide Labor-Management Safety Committee Safety Bulletin #6, "Animal Handling Rules for the Motion Picture Industry," paragraph 10.)
  - Branding of animals must be simulated. No actual branding is allowed.
  - Bullfights, as well as scenes depicting the death of an animal, shall be simulated. (Also see *Guidelines 1-28 and 1-28.1.*)
- 8-87 ..... When filming horses or livestock lying down, production must prepare the ground by making sure all rocks and other debris are removed. The ground should be softened by the use of peat, sand or other soft substance and/or by digging up the ground.
- 8-88 ..... Horse jumps or falls into water should not be from a height of more than 6 feet. Horses must be properly trained to perform these stunts. The water depth must be adequate to safely cushion the fall. Appropriate underwater footing must be provided, and the exit pathway must also provide secure and stable footing.
- 8-89 ..... In horse-jumping scenes, the top rails of the jumps should be breakaway," "fall-away" or made of scored balsa wood.
- 8-90 ..... For jumping, lie down and rearing scenes, the number of jumps/rears allowed and the duration of a lie down will be dependent upon the action, the animal's skill and condition, and other environmental factors.
- 8-91 ..... Sliding or riding down sandbanks or earth slides should be done only by experienced riders on experienced horses.
- 8-92 ..... Only trained falling horses shall be used to perform horse falls; only trained jumping horses shall be used in jumping scenes; and only trained rearing horses shall be used in rearing scenes. Rearing horses must not be pulled over backwards.

\* Notes a federal, state or local animal welfare statute, code or permit consideration.

- 8-92.1..... The practice of running horse/livestock falls or running remote horse/livestock falls are not allowed by American Humane. No horse or livestock, trotting or running, will be allowed to fall to the ground at any time or under any circumstances.
- 8-92.2 ..... The practice of stationary/standing horse/livestock falls, and, slow motion/walking horse/livestock falls, with or without a mounted rider, must be approved in advance by American Humane.
- a. Standing/stationary or slow motion/walking horse/livestock falls must be performed in a controlled environment with an appropriate landing spot.
  - b. The animal must demonstrate proper training to perform the action on cue.  
If any unreasonable force or coercion is necessary to complete the standing/stationary horse/livestock fall, or slow motion/walking horse/livestock fall, the action will not receive approval and the action must immediately cease. Unreasonable force or coercion is defined by using any device or method which may increase leverage (pounds of pressure). Pounds of pressure should be no more than what is used in standard reining techniques. Methods defined as unreasonable force and coercion include but are not limited to: fast jerking of the cue line, severe bits with long shanks, and tightened nosebands. Standing/stationary and slow motion/walking horse/livestock falls must be cued by only one person.
  - c. In determining the number of falls allowed, consideration will be given to how the ground is prepared, condition and skill of the animal, method of fall, and other adjacent action.
  - d. American Humane personnel shall closely monitor the animal for any signs of injury, tiring, stress, agitation, or behaviors associated with learned helplessness, etc.
  - e. A veterinarian may be required to be on-set for Horse Fall sequences. This will be at the discretion of American Humane.
- 8-93 ..... For approved horse/livestock falls, the ground shall be prepared to cushion the animal's fall
- a. The ground should be softened either by spreading 4 or 5 cubic yards of sand, peat or other soft substance, or by digging up the earth, making sure that all rocks and rough clods are removed.
  - b. The softened earth should not be covered by materials that may lessen effectiveness of the prep and ground. For example, grass clippings rather than sod should be used. The entrance and exit routes to the prep and horse-fall are must be checked for hazards as well.
- 8-94 ..... Skid and hock boots should be used in downhill slides or rodeo/reining slide stops
- 8-95 ..... Saddle drags shall only be accomplished on horses trained to do so. Untrained horses can be easily spooked and injured and can cause a runaway.
- 8-96 ..... Breakaway materials must be used in scenes where horses paw, strike or kick stationary scenery or props. Other horse action must be simulated using artificial horse leg or such device.

## **STAMPEDES AND LARGE GROUPS OF HORSES AND LIVESTOCK**

- 8-97 ..... An adequate number of pickup riders shall be used during stampedes, charges, runaways, wagon crashes, riding, liberty work, herd scenes and running scenes to maintain control of the situation at all times and to aid in the event of an emergency. The riders and their horses should be experienced, and the horses should be in excellent condition.
- 8-98 ..... When moving large groups of horses or livestock, care should be taken to prevent stampedes. An adequate number of pickup riders must be provided to control the set. This is especially important for cattle scenes.
- 8-99 ..... In stampede scenes, when a large number of animals is restricted to a certain path or enclosed area (such as a Western town), the following applies:
- a. The streets must be watered down to prevent dust from restricting the vision of trailing animals.
  - b. The hitching rails must be designed in a manner that the vertical post is

\* Notes a federal, state or local animal welfare statute, code or permit consideration.

flush with the horizontal post. The posts must be designed or attached without the use of nails, spikes or any material that can impale or lacerate should the rail become dislodged through contact.

- c. Prior to a stampede scene, American Humane shall inspect the area with the stunt coordinator and/or the wrangler to determine if the hitching rails are constructed properly. Should a hitching rail be positioned in an area that is potentially dangerous to any animal, then that hitching rail shall be removed. If the removal of any rails presents a continuity problem, the rail(s) must be replaced by a balsa-wood hitching rail with the same *Guidelines for the Safe Use of Animals in Filmed Media* construction restrictions applied. Should American Humane, the stunt coordinator or the wrangler determine that the hitching rail is in any way unsafe, appropriate steps must be taken to correct the problem.

8-100 ..... When any animals are used for a stampede scene occurring near any cliff, hill, knoll or other steep face of earth, the following applies:

- a. Fencing or other devices and/or an adequate number of pickup riders must be positioned to easily retrieve any animals that might stray from the herd being filmed.
- b. Neither the animals nor pickup riders shall be allowed any closer than 75 feet from the edge of any cliff, hill, knoll or other steep face of earth.
- c. The above rule also applies when placing or holding the herd in an area waiting to be filmed.
- d. At no time may any animal be left unattended.
- e. If a helicopter or other aircraft is used to film the stampede, see Aircraft Safety in Chapter 5.

## **HARNESS/ARTILLERY SCENES AND STUNTS**

The following *Guidelines* are broken down into subcategories: General Use, Breakaway, Artillery, etc. Please read all *Guidelines* fully to ensure compliance.

**NOTE:** Although the following sections generally refer to “horses,” these *Guidelines* for harness and artillery scenes apply to all hitched livestock, including horses, ponies, mules, donkeys, steer and oxen.

### **General Use**

8-101 ..... Only animals trained to the harness and the type of hitch utilized may be used.

8-102 ..... All animals must be controllable at all times.

8-103 ..... A driver or animal handler with experience and knowledge in working with harnessed animals must be used and must maintain direct, hands-on control of harnessed/hitched animals at all times.

8-104 ..... All animals in a hitched team must be of similar size and stature, and in good health and condition.

8-105 ..... All harnesses must be in good condition, well-fitted to the animals used, and appropriate for the work being performed. Adequate adjustment and fitting of the harnesses to the animals is necessary to reduce soiling of necks from collars or of flanks from britching. Any equipment found to be cracked, worn or dry-rotted shall not be used.

\* Notes a federal, state or local animal welfare statute, code or permit consideration.



- 8-105.1 ... The weight of the apparatus to be pulled shall be considered, and the appropriate number of animals shall be used to ensure that no animals are overloaded or overdriven. Other factors, such as environmental and climatic conditions, whether natural or manmade, affect how much weight an animal can pull and must be considered. Mud, grades (uphill or downhill), frequent stopping and starting, apparatus loaded with cargo or persons, etc., cause harnessed animals to work harder, can tire animals quickly and could cause injury. (Refer to the Federal Animal Welfare Act and state and local laws and regulations.)
- 8-106 ..... All apparatus to be pulled (e.g., wagons, carriages, artillery pieces) must be in good working order: no rotten, cracked, worn or missing parts or ungreased fittings. (Also see Industry-Wide Labor-Management Safety Committee Safety Bulletin #4, "Stunts," paragraph 7.)
- 8-107 ..... A harnessed animal must never be left unattended. Animals shall never be unbridled while still hitched. A driver or experienced animal handler must maintain direct, hands-on control of hitched teams at all times.
- 8-108 ..... It is important to establish a safe working distance around a hitched Team. This includes the sides and rear of the apparatus to which the animals are hitched. American Humane suggests that camera/insert cars maintain a safe distance of 25 feet around the entire hitch. Cameras/booms should keep a safe distance of 14 feet and should only be used with animals that have been trained to accept a crane/boom camera that moves into different positions during filming. Dry runs with camera/insert cars and cranes should be done to ensure that animals are comfortable with the setup. (Also see Insert Vehicle Safety in Chapter 5.)
- 8-109 ..... When a hitched animal is being reset or waiting for a take, it is important that all cast and crew stay back 25 feet from the team. No film crew personnel should approach a hitch without permission from the driver — and even then, only when absolutely necessary.
- 8-110 ..... Harnessed animals should be unhitched or a tongue prop used between setups or breaks during filming. This is especially important when any additional weight is added to the tongue, such as ironing boards or other stunt equipment.
- 8-111 ..... When shooting intense action in harness (e.g., stunts or water crossings), horses/livestock should be hitched with quick-release snaps or clevises to ensure the quick removal of animals, when necessary.
- 8-112 ..... **Breakaway Scenes**
- a. In scenes with breakaway wagons, the number of horses in the hitch shall be limited to four; using more horses makes the stunt more dangerous.
  - b. The distance the "broken away" team has to run must be taken into consideration. The longer the distance, the more dangerous the action becomes. Prior approval of the stunt must be obtained from American Humane.

- c. Slides or drags are suggested for use on breakaway teams. When the hitch is broken away, the slide or drag assists in keeping the trees and traces in proper position behind the horses, preventing the team from becoming entangled in the traces or getting hit by the dangling trees/eveners.
  - d. Runaway wagons and rigging must be inspected to ensure that the horses will break free before the wagon crashes.
- 8-113 ..... Under no circumstances shall harnessed horses or livestock be allowed to traverse water higher than the animals' "bottom line" (abdomen). A harness limits a horse's head movement, preventing it from keeping its head out of higher water. (Also see Water Safety in Chapter 5.)
- 8-114 ..... When driving more than six horses, it is suggested that two drivers or a brakeman be used. A brakeman should be a qualified driver.
- 8-115 ..... Quarter straps should be used on all harnesses with britching, especially when harnessed horses will be performing stunts or intense action.
- 8-116 ..... An adequate number of outriders should be used at all times with harnessed animals. The horse ridden by an outrider should always be faster than the animals used in harness. As a general rule, there should be one outrider for each team in harness (i.e., for a "six-up," three outriders should be used) and a minimum of two outriders at all times.
- 8-117 ..... There should be sufficient grooms/wranglers to assist the driver during turns for resets and while waiting for action to begin.

## Artillery Scenes

- 8-118 ..... Only an artillery harness designed for use in conjunction with the operations of pulling or towing artillery pieces may be used.
- 8-119 ..... Horse gun sections should always have an outrider, either in uniform on camera or a wrangler off camera, to help adjust harnesses or make repairs while the drivers stay mounted or hold their teams.
- 8-120 ..... All activity during the movement of guns should be done at a walk or trot. Gunners may ride the limber box at these gaits. No artillerymen should be on the limber box when the team is at a canter or gallop.
- 8-121 ..... If using heavy guns (3-inch ordnance guns or 12-pounders), a tractor or a 4x4 should be available to haul the cannon back to the starting position to save the artillery horses for additional takes.
- 8-122 ..... If the distance on each take is short, have the gun, limber and team physically rolled backwards rather than make the team do large, repeated circles back to the original position.

## Explosives/Gunfire (Also see Chapter 6, Special Effects.)

**NOTE:** Also see Industry-Wide Labor-Management Safety Committee Safety Bulletin #1, "Recommendations for Safety With Firearms and Use of 'Blank Ammunition'".

- 8-123 ..... Only qualified, experienced cannoneers approved by the re-enactor coordinator shall be used in battle scenes with cannon fire.

\* Notes a federal, state or local animal welfare statute, code or permit consideration.



- 8-124 ..... For battle scenes with cannon fire, a minimum of four experienced and qualified artillery personnel must be used. These personnel must be checked out and approved by the re-enactor coordinator.
- 8-125 ..... After the gun is unlimbered, all hitches must be behind their individual guns before any of the cannons are fired.
- 8-126 ..... When a pistol is fired from horseback, the weapon shall be held at no less than a 45-degree angle to the horse's head. This will decrease the chances of powder flashes causing burns to the horse's corneas.
- 8-127 ..... When firing a pistol or carbine from the ground, the weapon shall not be pointed at a horse.
- 8-128 ..... When firing any type of artillery piece around horses, quarter loads must be used. Although an animal may be accustomed to loud noises, there is a danger of damage to an animal's ears from the percussive force of the ammunition.
- 8-129 ..... Artillery pieces being fired must be a minimum of 25 feet from the nearest horse.
- 8-130 ..... All mortar potholes must be filled after battle scenes if the holes are no longer necessary. This is to prevent injury to horses that may be used in that same area for different scenes.

### **Saber/Sword/Lance Fights (Also see Chapter 6, Special Effects.)**

**NOTE:** Also see Industry-Wide Labor-Management Safety Committee Safety Bulletin #30, "Recommendations for Safety With Edged and Piercing Props."

- 8-131 ..... The use of sabers or lances while on horseback must be done with the utmost safety. American Humane encourages the use of rubber, plastic or other "prop" sabers and swords, and balsa-wood lances scored to break away. In the event real sabers must be used, all sabers should have dull edges. However, it should be kept in mind that the tips are still pointed, so all saber activity should be done with the blade in a vertical position.
- 8-132 ..... All saber fighting should be done with an experienced horse accustomed to close body contact.
- 8-133 ..... When engaged in hand-to-hand fighting with sabers, riders should, at all times, keep their sabers above the heads of both riders and horses.
- 8-134 ..... No activity should occur with the saber blade below the head level of the horse, which could strike the horse in the head or ear area.
- 8-135 ..... When sabers are in the carry position, the blade should be in a neutral position at all times. This means either straight up or resting in the hilt (handle), and they should rest on the right thigh of the cavalryman. This will stabilize the blade and minimize any lateral or horizontal positioning of the blade during a march or charge.



## **Horse-Racing Scenes (Thoroughbred, Quarter Horse, Mule, Arabian, Steeplechasing, Harness and Hurdling, Chariot Racing, etc.)**

**ADVISORY:** When staging racing scenes or collaborating with existing racetracks to procure racing scenes for a film, production must, at a minimum, comply with the “Welfare Guidelines for Horseracing” from the International Group of Specialist Racing Veterinarians (IGSRV), which are reflected in the following *Guidelines*. When filming pre-existing, regularly scheduled racing events in order to include such footage in a film production, filmmakers must select racetracks that, at a minimum, comply with these *Guidelines*. The following *Guidelines* have been modified to include references to filming and to create consistency with American Humane’s *Guidelines*.

**ADVISORY:** Please be advised that should any *Guideline* compliance or requested documentation (veterinary, medical and/or training records) be delayed and/or unavailable, American Humane may recommend to Production that the horse(s) in question be removed from further work until these provisions are satisfied.

### **Definitions:**

- **Regulatory Veterinarian**- A veterinarian employed by a governmental agency or body charged with enforcing veterinary regulations.
- **Horse Racing Board** – The Official governing body regulating horse racing activities within each state, province, or county. (Sometimes referred to as a “commission.”)
- **Declared and prohibited substances for use in horse racing** – Substances that state horse racing board’s and/or commissions have ruled cannot be used in horse racing, or may be limited in use.
- **Vet List** – Refers to the listing of horses not approved for racing by state horse racing boards/commissions.

8-137 ..... For scenes depicting horse racing, only experienced, trained and conditioned animals shall be used. American Humane reserves the right, for the well-being of the animals, to remove any animals that are not trained, prepared and conditioned to perform the required animal action. This shall include the acclimation and training of horses around the use of camera equipment, insert cars, and any other equipment associated with horse racing (such as starting gates, etc.) and/or filming (such as cranes and sound booms). Please see American Humane’s *Guidelines* for Insert Vehicles which are located in Chapter 5, “Location and Set Safety” and the Advisory for Use of Insert Vehicles around Animals.

- a. Mares that are known to be pregnant shall not participate in racing scenes.
- b. No horse under the age of 4 years shall participate in horse-racing scenes.

\* Notes a federal, state or local animal welfare statute, code or permit consideration.



- c. All horses must submit to, and pass, a medical exam as outlined in the *Guidelines* for Horse Racing.
  - d. American Humane suggests a minimum of thirty (30) days of prep work to acclimate working race horses. This prep work/acclimation shall include track, starting gates, and with all aforementioned equipment related to filming.
  - e. All horses should be tested for these skills and evaluated as to needed prep, training, and acclimation prior to being utilized for filming.
  - f. Only trained movie horses shall be used for stunt work.
  - g. Prior approval from American Humane is required prior to mixing/substituting race horses and movie trained horses.
- 8-137.1 ... When finished filming (wrapped from the production), the trainer must acquire written assurance, signed by the owner of the horse that the horse was returned to the owner from whom the horse was leased.
- 8-137.2 ... Horses used for filming horse racing scenes shall only work for the production and are not allowed to race or participate in strenuous activity not connected with the production. Horses that participate in “off-production” racing or strenuous activity shall have seven (7) days off since their last race to ensure appropriate recovery time.
- 8-137.3 .. American Humane’s Certified Animal Safety Representative(s)” shall be present at all production meetings, and, for all prep work and training of all horses that will be used in filming horse racing scenes. It is production’s responsibility to notify American Humane in advance of the schedule, including dates and times of production meetings, prep work, and training of horses.
- 8-138 ..... For scenes depicting horse racing, an experienced animal handler and/or licensed racehorse trainer shall be used.
- 8-139 ..... In the event of an accident or injury, jockeys and/or drivers will dismount, and the animal will be collected by ambulance whenever necessary. (Also see Chapter 2, *Veterinary Guidelines*.)
- 8-140 ..... A veterinarian specialized in treating racehorses will be on set at all times when filming racing scenes. An animal ambulance shall also be on standby for use, if necessary.
- 8-141 ..... Prior to use, a veterinarian shall examine all horses to be used in racing scenes and review the prior racing and medical history of each animal (if available) and provide documentation to American Humane upon request. Diagnostic testing or imaging may be obtained upon request of the Regulatory Veterinarian and in mutual agreement of American Humane and the production based on the need to clarify questionable issues and concerns. Horses shall not be used if the following exists:
- a. All horses utilized should have a Body Condition Score (BCS) of 4-5, which is typical lean body condition for a race horse. (See *Guideline* 1-8.)
  - b. Horses showing signs of lameness, disease, or illness, or any other medical condition shall not be used.
  - c. Horses that fail to pass a complete physical examination, including flexion tests and palpations of soft tissues.

- d. Horses demonstrating lameness equal or greater to Obel grade 2/5 or who are positive to joint flexion, or flexor tendon palpations.
  - e. Horses with a temperature over 101.0.
  - f. Nasal discharge.
  - g. Cough or diarrhea.
  - h. Are currently on any Horse Racing Board “Vet List.”
  - i. Are registered as a bleeder with any state horse racing board and were not scoped after their last race.
  - j. All horses used for filming racing scenes must submit to a standing endoscopy. The results must be dated within thirty (30) days of use in filming racing scenes. The results must state that the horse is free from any pathology or abnormalities that would affect performance as an athlete.
  - k. Race horses are required to have seven (7) days off since their last race to ensure appropriate recovery time.
  - l. Horse is found to be pregnant.
  - m. Horse is found to be under 4 years of age.
- 8-141.1 ... Productions are required to keep a detailed medical file on each horse participating in horse racing scenes. All medications must be declared and registered with American Humane and the veterinarian and logged daily in the horse’s medical file. The medical file should include the following:
- a. The date, time, dosage, and person administering any medications along with the name and contact information of the prescribing veterinarian.
  - b. Medical exams of each horse shall be performed daily, in the morning and after exercising or working. The horse’s temperature shall be taken twice a day. All exams should be documented in the horse’s medical file indicating the date, time, findings, and the name and contact information of the examiner.
  - c. A copy of Negative toxicology screen for sedatives, NSAIDS, Corticosteroids, and anabolic steroids shall be kept in each horse’s medical file.
- 8-141.2 ... All horses participating in horse racing scenes shall be micro-chipped. American Humane Certified Animal Safety Representative(s)<sup>™</sup> shall be present to oversee the micro-chipping of all horses. Production shall ensure that American Humane Animal Safety Representative(s)<sup>™</sup> have access to a universal scanner.
- 8-142 ..... No drugs in system of any horse used for racing scenes. Drugs do not take the place of rest, conditioning, and training of the animal. Drugs, including anesthetics, sedatives and chemical laxatives may not be administered to an animal for the purpose of filmmaking. Any horse with a positive drug test shall be permanently wrapped from all production activities. The main purpose of controlling medication is to protect the welfare of the animal and the safety of the rider or driver.

\* Notes a federal, state or local animal welfare statute, code or permit consideration.



- a. No horse requiring the drug Furosemide (Lasix) or any similar drug, or any horse diagnosed with exercise- induced pulmonary hemorrhage (EIPH) shall be used. (See *Guidelines* 8-141 h & i.) Any nasal bleeding post filming shall be documented, and, the horse shall not be utilized for use in filming racing scenes. With prior approval from American Humane, those horses may be approved for use in mild action.
- b. No drug shall be allowed that affects the performance of the horse or conceals any defects, lameness, or illness.
- c. No animal that has been surgically or chemically nerve-blocked shall be allowed to participate in scenes depicting any type of horse racing.
- d. No horse that has been treated with shock wave therapy within 10 days prior shall be allowed to participate in scenes depicting any type of horse racing.

8-142.1 ... American Humane and/or the Regulatory Veterinarian may, at any time, request blood and/or urine sampling for suspected drugs. Any horse suspected of having unapproved drugs in its system shall be suspended from use until the lab results are delivered. Any horse with a positive drug test shall be permanently wrapped from all production activities. American Humane shall oversee blood and/or urine sampling. The microchip of the horse shall be scanned and the number applied to the blood/urine sample tubes. All samples taken shall be delivered to the lab by American Humane.

8-142.2 ... All medical treatment should be declared to American Humane in a signed form including date, time, route of administration, and dosage, and, logged into the horse's medical record. Medications include, but are not limited to, Phenylbutazone, Flunixin, Ketoprofen, Diclofenic acid (surpass), Dexamethasone, antiobiotics, ulcer medications, etc. (See California Horse Racing Board (CHRB) list of declared and prohibited substances for reference.)

- a. Administration of declared drugs must be suspended at least 72 hours before the horse is utilized for filming.
- b. If the horse must remain on the declared medication, it should not work, and, remain in treatment until the horse is well and has been approved for work by American Humane.

8-143 ..... (# reserved – original content is now part of *Guideline* 8-141.)

8-144 ..... (# reserved – original content is now part of *Guideline* 8-141.)

8-145 ..... (# reserved – original content is now part of *Guideline* 8-141.)

8-146 ..... When filming racing scenes, an adequate number of horses shall be on hand for use as backup animals. Horse racing puts great stress on the cardiovascular and musculoskeletal system of a horse.

8-146.1 ... All horses shall receive adequate warm up and proper cool down to prevent the development of musculoskeletal and cardiovascular concerns. A detailed description of each warm up and cool down should be noted in the trainer's schedule on the barn spread sheet.

\* Notes a federal, state or local animal welfare statute, code or permit consideration.

- 8-147..... American Humane shall be notified prior to filming and must approve the racing schedule.
- a. Horses shall be limited to 2 starts per day traveling  $\frac{1}{4}$  mile from the gate and 2 minutes of full gallop per week without prior approval from American Humane and in discussion with the Regulatory Veterinarian.
  - b. Horse runs shall be no longer than  $\frac{3}{8}$ ths of a mile at speeds no greater than 13 seconds per furlong, or 15 meters per second.
  - c. Approval will depend on the distance to be run in each take, the frequency of runs, the track surface, the individual horse (age, health history), weight to be carried, and environmental conditions such as heat, cold, and rain.
  - d. In the case of steeplechase or hurdling racing, the number, size and design of fences should be carefully assessed.
  - e. Horses participating in the filming of horse racing scenes shall not be utilized for ANY outside racing or strenuous activity. Horses shall have seven (7) days off since their last race to ensure appropriate recovery time.
- 8-148..... Horse-racing scenes must be staged to prevent animals from being over worked. The animal handler must have in place a racing schedule for each animal that takes into consideration the distance to be run and the number of takes. Preventing animals from being overworked can be accomplished in the following ways:
- a. American Humane recommends that productions be proactive when choosing times or seasons in which to film animals. It is not recommended to film in the hottest or coldest times of the year/day in areas where heat or cold may become an animal-safety issue.
  - b. If animals do not return to a normal resting respiration within a reasonable amount of time, they should be removed and not allowed to run again.
  - c. Maintain a sufficient supply of ice and water at the filming location to be used to cool horses.
  - d. Film these scenes in early morning or late afternoon, when temperatures are lower, during times of extreme heat. American Humane recommends that all racing scenes be filmed in the hours before 11:00 a. m. and after 4:00 p. m. during periods of excessive heat.
  - e. Provide animals with protection from direct sun by providing shade.
  - f. Limit rehearsals and takes as stated in *Guideline* 8-147 above to no longer than  $\frac{3}{8}$ ths of a mile at speeds no greater than 13 seconds per furlong or 15 meters per second and to 2 starts per day traveling  $\frac{1}{4}$  mile from the gate and 2 minutes of full gallop per week.
  - g. Provide sufficient rest periods between takes and rehearsals.
  - h. Provide a sufficient supply of backup animals so the animals can be rotated.
  - i. Have an adequate number of animal handlers available to provide cooling or warming to animals.

\* Notes a federal, state or local animal welfare statute, code or permit consideration.



**ADVISORY:** During periods of extreme heat, consideration should be given that the temperature on the track may be much higher than the air temperature, due to the reflective nature of track surfaces.

American Humane's *Guidelines* for Horse/Livestock Stunts and Strenuous Equine Action (which appear earlier in this chapter) shall apply common sense should be used when racing in extreme weather. Provisions shall be made to cool horses soon after racing in hot/humid conditions. American Humane considers any temperature above 80 degrees Fahrenheit with humidity as dangerous to an animal participating in strenuous activity. Horses used in racing during cold weather should be moved indoors as soon as possible.

- 8-149..... The housing, feeding, training and racing of horses should be compatible with good horsemanship and should not compromise their welfare. Any practices that cause physical or mental suffering, whether in the stables or during training or racing, will not be tolerated. All horses shall be properly groomed. (See *Guideline* 8-70.)
- 8-149.1 ... No ring bits shall be used as a substitute for training or to control horses. (See *Guideline* 8-68.) The use of ring bits shall be approved, in advance, by American Humane and, will be based on the horse, animal handler/groom, rider, and action being planned.
- 8-149.2 ... Horses shall not be subjected to the use of a lip chain except under the explicit supervision of American Humane and/or the Regulatory Veterinarian when the safety of the horse or handler is at risk.
- 8-149.3 ... Horses should be trimmed/shod appropriately for the action required. (See *Guideline* 8-67.) Any horse that shows signs of soreness or tenderness after being shod must not be used until tenderness subsides.
- 8-149.4 ... Productions shall be responsible to keep the following information in the form of a spread sheet:
- Horse's name, Barn Name (nickname), tattoo number, age (actual birth date), gender.
  - Trainer's Name, Owner's Name, primary groom's name, and all contact information.
  - Dates of last EHV (within 3 months of production), WNV and Tetanus vaccination (within 12 months of production).
  - Daily training and feeding schedule (includes exercise regime of the horse in between production days, including approximate warm-up, breezing and cool down times.
  - Shoeing Chart: Date last shod and type of shoes.

\* Notes a federal, state or local animal welfare statute, code or permit consideration.

- 8-149.5... Production shall provide 24-Hour security at all barns and stabling of horses. Production shall keep a sign in and sign out sheet for anyone entering the barns or stabling area. The sign in/out sheet shall contain the following information for each and every individual entering the barn/stables:
- Name and contact information of individual entering the barn/stable.
  - Time entering the barn/stable.
  - The reason for entry.
  - The time exiting the barn/stable.
- 8-149.6... Horses shall not leave the premises, except for transport for emergency veterinary care, during the duration of the film project.
- 8-150..... Track Bandages, leg wraps, and rundowns shall only be applied by qualified individuals and must be approved by the Regulatory Veterinarian.
- 8-151..... American Humane does not condone the use of whips on horses. Whips may be used as props, and the desired visual effect may be accomplished by simulating the action. At no time shall an animal be whipped to run faster. American Humane Certified Animal Safety Representative(s)<sup>™</sup> shall check each animal after each take for post-racing whip welts.
- 8-152..... The use of electric stimulation devices such as prods or pocket prods, or other similar devices, is not permitted by American Humane. The use of any nail, tack, screw or other sharp object for training or prodding an animal is prohibited.

**ADVISORY:** In some areas, the use of prods and other electric stimulation devices is prohibited\*.

- 8-153..... American Humane encourages the use of horses that have been trained to load easily into starting gates. All horses to be utilized in conjunction with starting gates shall be approved by the appropriate State Horse Racing Board starter. Documentation of approval must be provided before any horse is utilized in or around a starting gate.
- Horses shall be trained, prepared and conditioned with loading procedures so they may load quietly and calmly.
  - Any horse that is excessively excited in starting gates shall be immediately removed and not used again.
  - Barriers should be properly designed and safe.
  - Methods used to load horses into starting gates should be limited to encouraging the animal without causing harm or fear.
  - Experienced, trained personnel shall be used to operate starting gates.
  - Starting gates shall be inspected prior to use to ensure that they are in good working order.
- 8-153.1... Racetracks and racing surfaces should be designed and maintained to reduce the risk of injury. Particular attention shall be paid to crossings, uneven racing surfaces and extremes in surface quality.
- 8-153.2... Participation in steeplechasing and hurdling shall be restricted to horses with demonstrated jumping ability.

\* Notes a federal, state or local animal welfare statute, code or permit consideration.

## RODEO

American Humane recommends that certain rodeo events be simulated to ensure the safety of the animals; for example, staging rodeo scenes in cuts with trained movie animals and/or using Professional Rodeo Cowboys Association (PRCA) livestock and livestock contractors. All rodeo events must be discussed with American Humane prior to filming. American Humane has considered and incorporated the best practices of the PRCA, the National High School Rodeo Association and the Women's Professional Rodeo Association in compiling these *Guidelines*.

Where the PRCA Rule Book and American Humane *Guidelines* coincide, we have indicated the PRCA reference with a double asterisk (\*\*); however, for the sake of filming, American Humane's *Guidelines* reflect added safety, due to the distinctive nature of the filmmaking process.

When filming pre-existing, regularly scheduled rodeo events in order to include such footage in a film production, filmmakers must select rodeos that, at a minimum, comply with PRCA rules. Production must also allow adequate lead time to secure permission from PRCA to film at the designated event.

Production, including the stunt coordinator, shall work collaboratively with the animal handler and American Humane to ensure the safety of horses and livestock. When stunts involve horses and livestock, it is ultimately the responsibility of the animal handler and American Humane to determine if the stunt is safe for the animals.

American Humane Certified Animal Safety Representative(s)<sup>™</sup> are trained and experienced in all aspects of animal action and are present for the safety and welfare of the animals. When filming scenes depicting rodeo events, American Humane Certified Animal Safety Representative(s)<sup>™</sup> shall ensure that the following *Guidelines* are followed.

**ADVISORY:** When planning to film scenes depicting rodeo events, production must check local and state laws, regulations and ordinances, as well as contact American Humane early in pre-production. Some areas ban the use of equipment such as flank straps, sharp spurs and prods. Some areas also ban specific rodeo events.

\* Notes a federal, state or local animal welfare statute, code or permit consideration.



## General

8-154..... Certain races, contests and actions are not permitted and must be simulated/staged. Simulated/staged refers to either an animal or the activity of an animal that is created or enhanced by artificial technical means, e.g., animatronics, puppets, camera angles, split screen, computer-generated images (CGI), etc., and/or any combination of the above. Simulated/staged action may also include the careful choreographing of live animal action to create the illusion of risk. Simulated/staged action avoids placing the live animal in jeopardy. The races, contests and actions that are not permitted and must be simulated/staged are:

- a. Wild-horse races, suicide races, wild drag races, chuckwagon races or other similar races or contests.
- b. Steer wrestling, steer roping, calf roping or other similar races or Contests.
- c. When filming involves “hooking” or “hang-up” scenes. (i.e. , a bull hooking a person or object, or a rider caught in the rope.)

American Humane must be contacted during preproduction for approval and assistance in staging such events, contests and/or filming. All rodeo events must be discussed with American Humane prior to filming.

8-155..... Outside of trained movie animals, production and/or the animal handler must use livestock from PRCA rodeo livestock contractors — livestock that are bred for, familiar with, and trained and conditioned for rodeo events. Contact PRCA for a list of approved livestock contractors. Whether production is using trained movie animals or PRCA-approved livestock, the following conditions must be met:

- a. Animals shall have experience in the event they will be participating in and shall be trained and prepared in advance to perform the required action.
- b. Animals shall be conditioned to the work they will be doing and to the environment in which they will be performing. (e.g. , crowds, arenas, chutes, cameras and other film equipment.).
- c. Any animal that has a history of becoming overly excited in the chute, laying down, stalling, falling, flipping, exhibiting a dangerous bucking pattern, running into objects or attempting to jump out of the chute, or in any way appears to be in danger of injuring itself, must be immediately released and shall not be used. Animals that do not settle or calm down in a reasonable amount of time shall not be used.
- d. All animals shall be in good health and condition and shall be of the appropriate breed and weight pursuant to PRCA rules.
- e. Animals that are underweight, overweight or otherwise not in appropriate physical or behavioral condition to perform the required work shall not be used. An animal shall not be used if, in American Humane’s judgment, the animal is not in appropriate condition.

\* Notes a federal, state or local animal welfare statute, code or permit consideration.



- f. All stock shall have their horns tipped and dulled prior to arrival on set. Cattle shall not be used if their horns will not allow them to pass freely through the chutes.
- g. No animal with a fresh brand will be allowed to work.
- h. American Humane discourages the use of Mexican fighting bulls for filming, due to their unpredictable temperament. Contact American Humane for prior approval in using Mexican fighting bulls. Because of their unpredictable temperament, innate aggression and heightened reaction to movement, additional safety precautions should be in place.
- i. All animals shall be inspected prior to filming. It is the responsibility of production and/or the animal handler to contact American Humane, prior to filming, for purposes of inspecting the stock to be used.
- j. An animal shall not be used if, in American Humane's judgment, the animal is not in appropriate physical or behavioral condition to perform the required action or is not trained, prepared and conditioned to perform the required animal action.
- k. The animal handler shall provide American Humane notification of an animal's ownership, if not owned by the animal handler, upon request.

\*\*PRCA R3.2.4.3

PRCA R8.1/R8.8/R8.8.2/R8.13.1.1

PRCA R9.8

8-156 ..... All animals used in filming rodeo scenes shall be easily identified at all times with a numbering or other type of identification system, such as halters, bands or tags with names or identification numbers. All animals that have been freshly branded shall not be used.

\*\*PRCA R8.3/R8.3.1/R8.3.2/R8.3.3/R8.3.4

8-157 ..... Rodeo events must be filmed in a manner consistent with normal rodeo practices.

- a. No additional animals, equipment or people shall be in the arena during filming, unless prior approval has been received from the animal handler and American Humane.
- b. Production and animal handlers shall provide an adequate number of trained and experienced safety personnel, such as pickup riders, gatemens, pickup horses and bullfighters for the type of filming to be accomplished.

\*\*PRCA R4.7.1

8-158 ..... American Humane suggests the use of trained and experienced animal handlers who have a background in rodeo and filming techniques. All animal handlers, including (but not limited to) trainers, stunt personnel, pickup riders and livestock handlers, participating in filming must have experience with the rodeo event they will be participating in and must be familiar with animal handling and behavior.

\* Notes a federal, state or local animal welfare statute, code or permit consideration.

8-159 ..... When actors or other people inexperienced in rodeo must appear to be participating in rodeo events, those scenes should be accomplished with the use of mechanical or animatronic animals, CGI, simulated effects, experienced doubles or a combination of the above, to ensure safety.

**ADVISORY:** Any actor, extra or other person required to ride a horse or bull for the purpose of filming must have the appropriate skill and physical ability for the action to be accomplished.

- 8-160 ..... A veterinarian shall be present for filming and for the selection of stock.
- a. American Humane shall be made aware of any veterinarians on set. In order to properly document the use of animals in filmed media, production and the animal handler shall ensure that there is open communication between American Humane and the veterinarians.
  - b. Veterinarians used for filming should have working experience and knowledge of the species of animals being used.
  - c. The veterinarian(s) must be located close enough to the set to ensure availability in case of an emergency. Contact information for veterinarians should be provided to American Humane and should be placed on the call sheet.
  - d. Additional veterinarians may be required when animals are to be used on sets at different locations or units.

\*\*PRCA R9.1.1

PRCA B15.7.6

- 8-161 ..... Animals must be checked daily for soreness, injury and/or illness. American Humane field personnel shall be included in the inspection process and shall make the final decision as to whether an animal is fit to be used.
- a. If an animal is injured or sick, or becomes incapacitated, it shall receive immediate medical care.
  - b. Sore, lame or ill animals may not be used until their condition has been corrected. Such animals shall not resume work until the veterinarian determines that their condition has been corrected.
  - c. If veterinary care is required, the veterinarian shall assess the extent of the injury and send a copy of his or her report to American Humane.
  - d. American Humane staff may accompany the animal to the veterinarian's office and remain until a diagnosis/prognosis is made.
  - e. Sick animals must be isolated from other animals on the set and will not be permitted to work.
  - f. When possible, sick animals shall be removed from the set and treated.
  - g. A designated area should be available for the treatment of animals that may become sick or injured.

\* Notes a federal, state or local animal welfare statute, code or permit consideration.



- h. An animal with non-painful mechanical limitations or defects that give the visual appearance of lameness or injury may be used only if a veterinarian has examined the animal, determined that using the animal in the manner intended will not cause it pain or stress, and has provided American Humane with a letter certifying that the animal is serviceably sound.
- i. In the event of an animal's death, including the injury of an animal resulting in the subsequent euthanasia of that animal during production, a necropsy of the animal must be performed. The result of the necropsy shall be provided to American Humane.
- j. A conveyance must be available and shall be used to remove animals from the arena in case of injury. The conveyance must be large enough to safely and comfortably remove the animals used. Injured calves shall be removed from the arena in a pickup truck or calf stretcher or by conveyance. Animals removed from the arena, pursuant to this section, shall be placed in a situation as isolated and comfortable as possible to reduce stress.

\*\*PRCA R8.8/R8.1.1.2

PRCA R9.1/R9.1.1/R9.1.2/R9.1.2.1/R9.13/ R9.13.1

PRCA R11.3.8

8-162 ..... No drugs, including anesthetics, sedatives and chemical laxatives, may be administered to an animal for the purpose of filmmaking. Under certain circumstances, and with prior approval by both American Humane and the animal's veterinarian, the administration of non-steroidal anti-inflammatory drugs may be permitted. At no time shall an animal be used which has been administered a drug to conceal any defects or lameness of the animal (Also see *Guidelines* 2-6 and 8-82.)

\*\*PRCA R9.7

8-163\* ..... Any person who abuses or mistreats an animal by any unnecessary non-competitive or competitive action may be dismissed for the remainder of the film. A person or persons involved in any act of animal abuse, mistreatment or intentional cruelty is in violation of American Humane's *Guidelines* and may also be in violation of federal, state or local statutes pertaining to animal welfare, resulting in possible prosecution.

\*\*PRCA R9.10/R9.11

8-164 ..... Horses and livestock must be maintained in facilities that provide proper humane care for each species of animal, to prevent injury. American Humane will determine whether facilities for shelter and protection are:

- a. Safe from sharp objects that may cause injury
- b. Temperature-controlled when necessary for the health or comfort of the animals
- c. Well-ventilated
- d. Located in an area that minimizes stress
- e. Kept in a sanitary condition
- f. Constructed to prevent escape

\* Notes a federal, state or local animal welfare statute, code or permit consideration.

- 8-165..... Animals shall be allowed adequate time to rest and acclimate prior to beginning work, as determined by the American Humane Certified Animal Safety Representative™.
- a. Any and all livestock that will be working with any other animal and/or species of animal shall be given appropriate time to acclimate to each other and to the film environment. If American Humane determines that there has not been an appropriate amount of time for acclimation between species prior to filming, American Humane may request that scenes involving different animals be filmed separately.
  - b. Prior to the start of filming, all livestock shall be run through event chutes and through the arena and shall be shown the location of the exit gate. Cattle whose horns will not fit through the chute shall not be used. Any livestock that are excessively excited shall be removed.

\*\*PRCA R8.1/R8.5/R8.9

- 8-166..... Chutes, fencing and holding pens must be constructed to prevent injury to or the escape of animals.
- a. Maintenance personnel and equipment shall be available at chutes to assist in the removal of any animal, should it become necessary, and to accomplish any necessary repairs to chutes prior to use.
  - b. Arena chutes must have free-moving doorways that allow animals to enter and exit freely.
  - c. Chutes used with steer roping, steer wrestling and team roping must have at least 28 inches of clearance inside the chute and at the gate, when in an open position.
  - d. During filming, care should be taken to ensure that there are no open gates or open catch-pen gates.

\*\*PRCA R4.8.6.2

PRCA R9.5.1

- 8-168..... Whenever possible, spur use should be simulated by a combination of establishing shots and the substitution of flexible rubber spurs. At no time shall spurs with locked rowels be used, unless filming bull riding. In bull riding, spurs may be loosely locked. At no time shall spurs with a diameter of more than 1 inch be used (rubber props are exempt). Spurs must have a minimum of five points. Sharp spurs are not allowed; spurs must be dulled. It shall be at the sole discretion of American Humane to make decisions regarding the use of spurs.

\*\*PRCA R9.2

**ADVISORY:** In some areas, use of sharp spurs is prohibited.\*

- 8-169..... Sharp, irritating or cutting objects shall not be used on any animal. The use of any sharp object is not permitted for the purpose of making an animal perform or for exaggerating its performance.
- a. Flank straps used for horses must be lined with either sheepskin or neoprene and shall be of the quick-release type. The flank straps shall be placed so that the lined portion is over both flanks of the animal.

\* Notes a federal, state or local animal welfare statute, code or permit consideration.



- b. A soft cotton rope at least 5/8-inch in diameter is acceptable as a flank strap in bull riding and does not require sheepskin or neoprene lining, although the lining is preferred for filming purposes.
- c. No sharp objects, such as wire, nails, tacks or screws, shall be used on any animal to enhance its performance.

\*\*PRCA R9.3

8-170 ..... Electric prods or other electric stimulation devices may NOT be used for the purpose of making an animal perform and shall not be used during filming. No other tools or stimuli may be used without the express permission of an American Humane Certified Animal Safety Representative™. However, should the safety of an animal be better served by the use of a remote-command device, particularly when livestock are used in remote locations, that device and its use must have prior approval by American Humane and must be supervised by American Humane Certified Animal Safety Representative(s)™.

\*\*PRCA R9.4

**ADVISORY:** In some areas, the use of prods and other electric stimulation devices is prohibited.\*

8-171 ..... Training and/or cueing equipment, such as muzzles, paddles, whips, stock sticks, etc., and other devices must be used safely and humanely under the supervision of American Humane Certified Animal Safety Representative(s)™.

- a. The use of nails, tacks, screws or other sharp instruments for training or cueing an animal is prohibited.
- b. Horses and livestock shall be trained, conditioned and prepped prior to wearing hobbles. Any horse or livestock that struggles shall be excluded.
- c. Horses and livestock shall not be struck in the face by whips, even for the purpose of cueing.
- d. All chain, metal and wire tie-downs and bosals must be covered.

\*\*PRCA R9.12

8-172 ..... When cueing an animal to get a reaction shot, only noise or visual stimuli shall be used. At the American Humane Certified Animal Safety Representative's™ discretion, the least amount of noise or visual stimuli should be used to get the desired reaction.

8-173 ..... Safe footing shall be provided on any location or set, as well as on any path to or from the location/set that an animal is required to traverse.

- a. The arena must be free of rocks, holes, uneven surfaces, unnecessary obstacles and debris.
- b. When using concrete or other hard-surface flooring, the flooring must be covered in a manner to prevent injury to animals. Hard surfaces should be covered with rubber matting and, if necessary for set decoration, dirt may be added up to a depth of 8 inches. If rubber matting is not used, dirt shall be placed on all hard surfaces to a

\* Notes a federal, state or local animal welfare statute, code or permit consideration.

minimum depth of 12 inches. Dirt that has been stored may need to be sifted and sanitized prior to use, to exclude foreign objects, mold pores and other harmful residue and debris found in stored dirt. American Humane recommends the use of fresh dirt. Under no circumstances shall silica dirt be used where animals will be present.

- c. Footing containing muck and mud shall be limited to the appropriateness for the species of animal used.
- d. When applicable, it may be necessary for the area of filming to be resurfaced; thus, rakes, shovels and/or a tractor and implement shall be on hand to perform the task.
- e. All doors and gates shall swing freely and work properly.
- f. Should the need arise for a vehicle or other heavy equipment to enter the filming area, and it creates ruts, uneven ground or an otherwise unsafe condition, the ground must be re-prepared prior to using animals in that area.
- g. If the conditions in the arena, or other area where the rodeo action will take place, are deemed at any time to be unsafe by American Humane Certified Animal Safety Representative(s)<sup>™</sup>, the action must stop until the conditions are deemed satisfactory by American Humane (Also see Chapter 5, Location and/or Set Safety.)

\*\*PRCA R4.8/R4.8.1/R4.8.2/R4.8.3/R4.8.4/R4.8.5/R4.8.6/R4.9.7  
PRCA R9.5.2

8-174..... No personal pets shall be allowed in the arena or area of filming unless approved by American Humane. Any additional animals participating in rodeo filming must be trained, conditioned and acclimated.

\*\*PRCA R9.5.3

8-175..... The following applies to the frequency and assignment of animals being used.

- a. Livestock may not be used twice in the same day, unless approved by the American Humane Certified Animal Safety Representative<sup>™</sup>.
- b. No animal may be switched to another event or use, unless approved by the American Humane Certified Animal Safety Representative<sup>™</sup>.
- c. Consecutive runs on the same animal are not allowed, unless approved by the American Humane Certified Animal Safety Representative<sup>™</sup>.
- d. An animal used in filming may not be used in any way other than the contest events of that filming, unless approved by the American Humane Certified Animal Safety Representative<sup>™</sup>.
- e. All livestock should be removed from the arena after filming has been completed.

\*\*PRCA R3.2.2

PRCA R8.4.1/R8.10.1

PRCA R9.5.4

PRCA R11.3.13.2

\* Notes a federal, state or local animal welfare statute, code or permit consideration.



## **Timed Events (e.g., Steer Wrestling, Steer Roping, Team Roping and Calf Roping)(Also see the PRCA Rule Book, Part 11, and specific sections for steer roping, steer wrestling and calf roping.)**

**ADVISORY:** Steer roping, steer wrestling and calf roping must be simulated/staged (Also see *Guideline* 8-154.)

8-176..... In order to protect the horse, the back and the side opposite the timed-event chute of timed-event boxes shall either have a lower rail that is less than 3 feet above ground level and have no obstruction in the arena from the ground level up to the lower rail, or be lined from the ground level up to a minimum of 3 feet high with a solid panel. Box pads are required for each timed-event box. The timed-event box shall be 16 feet in length.

\*\*PRCA R11.1.4/R11.1.4.1

8-177..... The barrier height in timed events should be 32-36 inches. The timed event chute must have a minimum of 28 inches clearance inside the chute and at the gate when open.

\*\*PRCA R11.1.1.1/R11.1.2.2

### **Steer Wrestling**

Steer wrestling must be simulated/staged. When filming existing rodeos, those rodeos must, at a minimum, comply with PRCA rules. Also see *Guideline* 8-154 and Timed Events in this section, and PRCA R11.7.

### **Steer Roping**

**ADVISORY:** In some areas, this event is prohibited. Contact local and state authorities prior to filming steer-roping scenes.\*

Steer roping must be simulated/staged. When filming existing rodeos, those rodeos must, at a minimum, comply with PRCA rules. Also see *Guideline* 8-154 and "Timed Events" in this section, and PRCA R11.9.

### **Team Roping/Dally Team Roping (Also see "Timed Events" in this section.)**

8-178..... Production and/or the animal handler must stop the action after a 30-second elapsed time limit in the team-roping event has expired.

\*\*PRCA R11.8.10

8-179..... All team-roping cattle shall be protected by horn wraps, and their horns must be blunted to the diameter of a dime.

\*\*PRCA R8.8.4

8-180..... All team-roping cattle must be Mexican Corriente steers and must weigh a minimum of 450 pounds and a maximum of 650 pounds.

\*\*PRCA R8.12.3

8-181..... No cross-firing shall be allowed. The direction of the steer's body must be changed before the heel loop may be thrown.

\* Notes a federal, state or local animal welfare statute, code or permit consideration.



- 8-182 ..... The three acceptable (“legal”) catches are: both horns, half a head and around the neck. If an “illegal” catch is made, action/filming shall stop. If, at any time, the header’s loop is around a leg, the action/filming must stop immediately to prevent injury to the steer.
- 8-183 ..... Team-roping cattle shall be acclimated to the chute and the arena and shown the location of the exit gate prior to filming.  
\*\*PRCA R8.5
- 8-184 ..... In order to protect the horse, the back and the side opposite the timed-event chute of timed-event boxes shall either have a lower rail that is less than 3 feet above ground level and have no obstruction in the arena from the ground level up to the lower rail, or be lined from the ground level up to a minimum of 3 feet high with a solid panel. Box pads are likewise required for each timed-event box.  
\*\*PRCA R11.1.4.1

### **Tie-Down Roping/Calf Roping (Also see Timed Events in this section.)**

**ADVISORY:** In some areas, this event is prohibited Contact local and state authorities prior to filming tie-down roping/calf-roping scenes\*.

**NOTE:** When filming existing rodeos, see PRCA R11.6.

- 8-185 ..... When filming tie-down roping/calf roping, the event must be simulated by using a breakaway rope and filming the action in two parts, or the event must be staged or simulated using other methods for which American Humane has given prior approval.
- 8-186 ..... There shall be a 25-second elapsed time limit Roping a calf after the 25-second elapsed time shall be considered mistreatment of the Animal. No “series” of action or consecutive use with the same calf will be allowed for filming.  
\*\*PRCA R11.6.3
- 8-187 ..... When simulating the dragging or jerking down of a calf, a stuffy or other device must be used. There shall be no dragging or jerking down of a live animal for the purposes of filming.  
\*\*PRCA R11.6.4/R11.6.5
- 8-188 ..... On filming locations, there will be no “throw down” or excessive handling of calves in roping events. Any person violating the legal takedown (flanking) will not be allowed to participate in this event for the remainder of filming.
- Flanking consists of the calf being rolled towards the knee and laid down; the calf’s legs shall follow the same clockwise or counterclockwise turn of the animal’s head.
  - A stuffy or other prop must be used to simulate any “throw down,” excessive handling or jerking of a calf.
- \*\*PRCA R11.6.1/R11.6.3/R11.6.4/R11.6.5

\* Notes a federal, state or local animal welfare statute, code or permit consideration.



- 8-189 ..... All roping calves must be either native, Brahma or of a similar cross. Calves must be strong and healthy. The recommended weight for the calves should be a minimum of 220 pounds and a maximum of 280 pounds.  
\*\*PRCA R8.12.1  
PRCA R11.6.5

## Bareback Riding

**ADVISORY:** In some areas, the use of flank straps is prohibited. Contact local and state authorities prior to filming bareback-riding scenes\*.

- 8-190 ..... Horses are to be ridden a maximum of 8 seconds, unless prior approval has been received from American Humane. The timing shall start when the horse's inside shoulder breaks the plane of the bucking chute  
Consecutive rides with the same horse are not allowed for filming.
- 8-191 ..... Any horse that backs out of the chute or turns around, becomes overly excited, stalls, lies down, jumps out or displays any other behavior that could cause the horse to injure itself is not considered a proven animal and, therefore, shall be removed immediately and not be allowed to work again. (Also see *Guideline* 8-155.)  
\*\*PRCA R9.8
- 8-192 ..... Bareback rigging, cinches and pads must meet PRCA specifications. When in doubt, check with PRCA for specifications on equipment.  
\*\*PRCA 10.4.1.1/R10.4.1.1.1/R10.4.1.2/R10.4.1.3/R10.4.1.4/R10.4.2/R10.4.2.2
- 8-193 ..... Flank straps used for horses must be lined with sheepskin or neoprene and shall be of the quick-release type. Flank straps shall be placed so that the lined portion is over both flanks of the animal.  
\*\*PRCA R9.3
- 8-194 ..... The ride/action shall stop if the following occurs:
- a. Rowels being used are too sharp, are locked or do not have more than five points.
  - b. Equipment breaks and/or comes off the horse
  - c. The horse trips, falls down, stumbles, runs into objects, bucks in a manner that could cause injury, or becomes overly excited.
- \*\*PRCA R10.4.6/R10.4.6.1

## Saddle-Bronc Riding

**ADVISORY:** In some areas, the use of flank straps is prohibited. Contact local and state authorities prior to filming bronc-riding scenes\*.

- 8-195 ..... Horses are to be ridden a maximum of 8 seconds, unless prior approval has been received from American Humane. The timing will begin when the horse's inside shoulder breaks the plane of the bucking chute.  
Consecutive rides with the same horse are not allowed for filming.
- 8-196 ..... Any horse that backs out of the chute or turns around, becomes excessively excited, stalls, lies down, tries to jump out, or displays any other behavior that could cause the horse to injure itself is not considered a proven animal

\* Notes a federal, state or local animal welfare statute, code or permit consideration.

and, therefore, shall be removed immediately and not be allowed to work again. (Also see *Guideline 8-155.*)

\*\*PRCA R9.8

8-197 ..... Appropriate bronc-riding saddles shall be used for this event. All riding must be done with saddles that meet PRCA specifications.

\*\*PRCA R10.5.1

- a. A standard halter that appropriately fits the saddle-bronc horse must be used. Halters must have adjustable nosebands.
- b. It is recommended that the riding rein be attached on the bottom of the halter noseband. The riding rein shall be on the same side as the riding hand.
- c. Horses shall be saddled in the chute only Saddles shall not be set too far ahead on the horse's withers. All rigging shall lie flat on a horse's back when being cinched, to prevent injury to the horse's back.

\*\*PRCA R10.5.2/R10.5.3/R10.5.4

8-198 ..... Flank straps must be lined with either sheepskin or neoprene, and shall be of the quick-release type Sheepskin- or neoprene-lined flank straps shall be placed so the lined portion is over both flanks of the animal.

\*\*PRCA R9.3

## Bull Riding

**ADVISORY:** In some areas, the use of flank straps is prohibited\*. Contact local and state authorities prior to filming bull-riding scenes.

**ADVISORY:** American Humane recommends the use of a mechanical bull when actors or other untrained persons must participate in scenes depicting bull riding.

8-199 ..... Bulls are to be ridden a maximum of 8 seconds. No consecutive rides with the same bull will be allowed for filming.

8-200 ..... Flank Straps

- a. The flank strap must be a soft cotton rope at least 5/8-inch in diameter It is preferable that flank straps have sheepskin or neoprene lining.
- b. Flank straps on bulls shall not be so long as to allow the tail of the flank strap to touch the ground when pulled. Flank straps shall be placed on the animal so they are over both flanks and do not restrict genitalia.
- c. Bull tails are not allowed under flank straps.

\*\*PRCA R9.3

PRCA R10.6.3.2

8-201 ..... Bull Rope

- a. The bull rope (preferably cotton or seagrass) must have a bell, which must be under the belly of the bull. No hooks or posts shall be used on bull ropes. (Also see PRCA R10.6.1.4 when using a ring.)
- b. Knots or hitches that would prevent the rope from falling off the bull are not allowed.
- c. A quick-release buckle is optional on the bull rope. When used, it must be placed on the off side.

\*\*PRCA R10.6.1.1/R10.6.1.2/R10.6.1.3/R10.6.1.4

\* Notes a federal, state or local animal welfare statute, code or permit consideration.



8-202..... The following are not allowed:

- a. Placing spurs or chaps under the bull rope when the rope is Tightened.
- b. Leaving the chute with spurs hooked or lodged in the bull rope loop(s).
- c. Spurs that are sharp or are not a minimum of five points. In bull riding, spurs may be loosely locked.

\*\*PRCA R10.6.7

## BARREL RACING

8-202.1 ... Safe footing and ground preparation are extremely important when barrel racing American Humane will stop any filming if unsafe ground conditions are found, until the problem is corrected.

- a. If a vehicle or other heavy object enters the area to be used for barrel racing and it creates any ruts, uneven ground, etc , the conditions must be corrected prior to filming.
- b. Production and animal handlers shall have rakes, shovels, a tractor and implements on hand to correct unsafe conditions and to resurface the filming area as needed to maintain safe footing. (Also see *Guideline* 8-173.)

Women's Professional Rodeo Association (WPRA)

12.4.1.3/12.9/12.9.7/12.10

8-202.2 ... American Humane prohibits the use of bits and equipment considered severe.

**ADVISORY:** In some areas, the use of severe bits is prohibited.\*

8-202.3 ... Barrel racing must be accomplished in an area enclosed by appropriate fencing, such as an arena.

8-202.4 ... Barrels used must be U.S. 55-gallon light steel barrels with both ends Intact. There shall be no sharp edges or points on the barrels. Barrels must be brightly colored.

WPRA 12.3.1/12.3.2

8-202.5 ... The barrel pattern must fit the area to be used. Barrels must be at least 18 feet from the sides of the arena. Barrels must have a minimum of 25 feet of clearance at the end of the arena. If these distances are smaller, the arena is inappropriate for barrel racing.

WPRA 12.11.2.1/12.11.2.2


8-202.6 ... At no time shall the stopping distance be less than 45 feet. All alleys used shall be free of all objects, equipment, other horses and people. Alleys must be a minimum of 10 feet wide Any cross-bars must be a minimum of 12 feet in height. All alleys shall be of dirt Any wires, bars, boards or cords must be covered to a sufficient depth and maintained throughout filming to prevent tripping or stumbling of horses.

WPRA 12.11.2 4/12.11.2.5

8-202.7 ... Only one horse at a time is allowed in the filming area.

WPRA 12.3.4

\* Notes a federal, state or local animal welfare statute, code or permit consideration.



## CHAPTER 8

### EXOTIC/CAPTIVE WILDLIFE GUIDELINES

(Bears, Big Cats, Camels, Elephants, Marsupials, Primates [see the Primate chapter], etc., and "Working Wildlife," such as Chipmunks, Deer, Raccoons, etc.)

**ADVISORY:** American Humane encourages that production request USDA inspection reports from owner compounds and training facilities prior to contracting their animals for production, and to reject those suppliers who have recent and/or repeated incidents of animal abuse and/or neglect, or other USDA violations related to animal care and treatment.

American Humane recommends that production require the animal handler to sign an affidavit stating that the handler uses only positive reinforcement techniques to train and manage animals in filmed entertainment. A copy of the affidavit shall be provided to American Humane prior to production commencing.

- 8-203..... American Humane's *Guidelines for the Safe Use of Animals in Filmed Media* apply to anyone bringing an animal to the set, including people who own or exhibit wildlife.
- 8-203.1 ... For safety and efficiency, American Humane recommends that producers hire animal handlers with experience in motion picture production, and with the wildlife required, to supply all working wildlife for production.
- 8-203.2... All wildlife animal handlers shall have appropriate permits that allow for the ownership and exhibition of wildlife, and they shall present this documentation to American Humane upon request.
- 8-203.3... Animals supplied by parties such as rehabilitation, educational and/or rescue facilities might or might not be trained working animals. These animals will be allowed to work only if they are comfortable in the filming situation, temperamentally and physically capable of doing the action required, and remain calm and free from stress.
- 8-203.4... Exotic animals that are underweight, overweight or otherwise not in appropriate physical or behavioral condition to perform the required work shall not be used. An animal shall not be used if, in American Humane's

\* Notes a federal, state or local animal welfare statute, code or permit consideration.



- judgment, the animal is not in appropriate condition and/or is not trained, prepared and conditioned to perform the required animal action.
- 8-203.5... When potentially dangerous exotic animals are on set, there should be at least two animal handlers present. Animal handlers must provide production with instructions for cast and crew on how to behave in the presence of such animals. The information shall be attached to the call sheet and must be conveyed to all people working with or near the animals. (Also see Industry-Wide Labor-Management Safety Committee Safety Bulletin #6, "Animal Handling Rules for the Motion Picture Industry.")
- 8-204 ..... Whenever exotic animals are used, there shall be a safety meeting, prior to filming, that includes all relevant cast and crew. American Humane shall be invited to participate in all safety meetings.
- 8-205 ..... Whenever exotic animals are used, the production and/or the animal handler must have an emergency safety plan in place to prevent the escape of any wild or exotic animals and to safely recapture them, without harm to the animals, should they escape. This plan should be discussed with the American Humane Certified Animal Safety Representative<sup>™</sup> before filming. In the event an animal becomes aggressive or runs off the set, production members, cast and crew shall follow the explicit instructions of the animal handlers. (See *Guideline* 1-36.)
- 8-206 ..... Animals should be kept in a quiet, secluded holding area when not working on set. It should be clearly communicated to production members, cast and crew that animals are off-limits when not working. Smaller exotic animals should have a separate room that is temperature-controlled when necessary. Larger exotic animals should have a separate sheltered area that cast and crew are prohibited from visiting.
- 8-206.1 ... Exotic animals should start work within two hours of arriving on set. Long filming delays should be avoided when using exotics.
- 8-207 ..... Exotic animals should only be called to set when needed for rehearsal or filming. They should not be used as stand-ins or for lighting adjustments.
- 8-208 ..... Ample rehearsal time should be permitted to ensure that the animals are comfortable with their new surroundings and the action they are required to perform.
- 8-209 ..... No food or beverages should be on or near the set when exotic animals are being used. Strong scents, such as perfume, should also be avoided.
- 8-210 ..... Exotic animals have keen eyesight and are easily distracted. Once the animals are on set, no extraneous work and no movements of people, equipment or props should occur without the advance verbal consent of the animal handler.
- 8-211 ..... Well in advance of filming, animals must be habituated to noises, smells, lights, unusual objects and movements, and special effects (e.g., smoke, explosions, fires) to be used on set.

\* Notes a federal, state or local animal welfare statute, code or permit consideration.

- 8-212 ..... When animals are on set during filming, once the director says, “Cut!” the cast and crew should not resume any activities until the animals are secured and under complete control of the animal handlers, and the animal handler verbally releases the set. Cast and crew should remain motionless and quiet until given the “go ahead.”
- 8-213 ..... The set must be closed. The number of people on the set should be kept to an absolute minimum when animals are present.
- 8-214 ..... Conversations and noise must be kept to a minimum when animals are on set. This includes two-way radio communication.
- 8-215 ..... Children should only be on or near the set if they are working in the scene with an animal and their presence has been cleared with the animal handler. Children may only be near potentially dangerous exotic animals while rehearsing or filming in a controlled environment that is monitored by an animal handler.
- 8-216 ..... Absolutely no dogs (or other personal pets) are allowed on or near the set, except for working dogs with the permission of the animal handler.
- 8-216.1 ... When predator/prey relationships are to be depicted, animals must be either trained or conditioned, or the action must be simulated, to achieve the scene. Predator/prey situations can cause possible safety issues, put animals under stress and be a threat to the animals, as well as to cast and crew.
- 8-217 ..... Whenever possible, “silent rolls” or “tail-slating” of the scene should occur once the animal is secured.

### **ADVISORY: Elephants**

In 2007, the American Veterinary Medical Association (AVMA) Executive Board approved the following policy statement on elephant guides and tethers, and American Humane supports these principles when elephants are used in films.

The AVMA’s policy on “Elephant Guides and Tethers” is as follows:

“Elephant guides are husbandry tools that consist of a shaft capped by one straight and one curved end. The ends are blunt and tapered and are used to touch parts of the elephant’s body as a cue to elicit specific actions or behaviors, with the handler exerting very little pressure. The ends should contact, but should not tear or penetrate the skin. The AVMA condemns the use of guides to puncture, lacerate, strike or inflict harm upon an elephant.”

“Tethers provide a means to temporarily limit an elephant’s movement for elephant or human safety and well-being. Tethers can be constructed of rope, chain or nylon webbing, and their use and fit should not result in discomfort or skin injury. Forelimb tethers should be loose on the foot below the ankle joint, and hind-limb tethers should fit snugly on the limb between the ankle and knee joints. Tether length should be sufficient to allow the elephant to easily lie down and rise. The AVMA only supports the use of tethers for the shortest time required for specific management purposes.”

\* Notes a federal, state or local animal welfare statute, code or permit consideration.



### **ADVISORY: Declawing/Defanging**

The **state of California**, as of Jan. 1, 2005, has outlawed declawing of wild and exotic cats, and the law states that no California resident may procure declawing of a wild cat. It also states that a wild cat may not be brought to another state to be declawed and then returned to California. The bill exempts from the prohibition procedures performed solely for a "therapeutic purpose," defined as for the purpose of addressing an existing or recurring infection, disease, injury or abnormal condition in the claw that jeopardizes the cat's health, where addressing the infection, disease, injury or abnormal condition is a medical necessity.

The **AVMA** opposes declawing captive exotic and other wild (indigenous) cats for non-medical reasons: "The AVMA is opposed to removal of canine teeth in captive nonhuman primates or exotic and wild (indigenous) carnivores, except when required for medical treatment or scientific research approved by an Institutional Animal Care and Use Committee. Reduction of canine teeth may be necessary to address medical and approved scientific research needs or animal or human safety concerns. If reductions expose the pulp cavity, endodontic procedures must be performed by a qualified person. To minimize bite wounds, recommended alternatives to dental surgery include behavioral modification, environmental enrichment, and changes in group composition."

The **U.S. Department of Agriculture (USDA)**, the national governing body over animals that are exhibited, sold or bred, has adopted a regulation stating that captive nonhuman primates or exotic and wild (indigenous) carnivores (including, but not limited to, big cats, canid species and bears) may not be declawed or defanged as of August 2006. Anyone who had an animal declawed or defanged after August 2006 did so against USDA regulation. These procedures are no longer considered to be acceptable when performed solely for handling or husbandry purposes, since they can cause considerable pain and discomfort to the animal and may result in chronic health problems. These procedures are no longer allowed under the Federal Animal Welfare Act.

### **ADVISORY: Filming With Exotic Cats**

American Humane respects and upholds state and federal laws. However, there are exotic cats in the entertainment industry that were declawed prior to current laws which oppose this practice. American Humane will determine if such a cat is fit to do the expected animal action for filming. Should the animal display any signs of discomfort, arthritis, lameness, infection or other serious paw problems, the animal will be removed and not allowed to work. Should the animal appear to be healthy and conditioned for the required action, the animal will be allowed to work.

Trainers and production should be aware of current statutes and should be prepared with appropriate veterinary documentation on the exotic animals brought to the set. This is for the protection of the owner/trainer of the animals and production.

\* Notes a federal, state or local animal welfare statute, code or permit consideration.





## CHAPTER 8

### PRIMATE GUIDELINES

Apes (e.g., Chimpanzees, Gibbons, Orangutans),  
Monkeys (e.g., Baboons, Capuchins, Macaques) and Prosimians (e.g., Bush  
Babies, Lemurs, Lorises)

**NOTE: The Primate Guidelines have been reorganized to include separate subsections for two major groups of primates (A - Monkeys and Prosimians, and B - Apes).** In general, numbering of paragraphs from the previous edition of the *Guidelines* has mostly been maintained, for ease of reference. Therefore, in sections where paragraphs have been added, moved or combined, one or more of the following may occur in the paragraph numbering: decimal points, letter extensions (i.e., A and B), and gaps in number sequences.

American Humane urges producers to understand the complex issues regarding the use of all wild animals, including primates, in filmed media.

Before productions decide to contract for the use of primates in any filmed media production, American Humane urges them to consider the following issues:

- Impact on primate socialization, due to the separation of infant primates from their mothers.
  - ▶ Primates have the longest infant dependency of any animals other than humans, with infant apes dependent on their mothers for up to four years.
  - ▶ Primates, and apes in particular, learn species-appropriate social behavior and cues from their mothers, families and other group members during their infancy and adolescence.
  - ▶ Hand-reared and peer-reared primates suffer from a lack of socialization, often leading to later inability to socialize or become integrated into groups of the same species or to engage in proper reproductive or parenting behavior.
- Retirement planning for performing apes.

\* Notes a federal, state or local animal welfare statute, code or permit consideration.



- ▶ Apes can live up to 60 years and are typically retired by age 8.
- ▶ Apes are expensive to properly house, feed and provide care for.

**American Humane strongly encourages owners and animal handlers to have retirement plans for apes used in entertainment and further recommends that production require proof of such plans before contracting with ape providers.**

**DEFINITION NOTE:**

**Apes** (e.g., chimpanzees, orangutans, gibbons) can be distinguished by their lack of a tail. **Monkeys** (e.g., capuchins, baboons, macaques) and **prosimians** (e.g., lemurs, bush babies, lorises) can be distinguished by their having a tail. The term **"primate"** can apply to both categories.

## **GENERAL PRIMATE GUIDELINES**

### **(Apes, Monkeys and Prosimians)**

#### **TRAINING**

**The American Veterinary Medical Association (AVMA)** "is opposed to the removal of canine teeth in captive nonhuman primates or exotic and wild (indigenous) carnivores, except when required for medical treatment or scientific research approved by an Institutional Animal Care and Use Committee. Reduction of canine teeth may be necessary to address medical and approved scientific research needs or animal or human safety concerns. If reductions expose the pulp cavity, endodontic procedures must be performed by a qualified person. To minimize bite wounds, recommended alternatives to dental surgery include behavioral modification, environmental enrichment, and changes in group composition."

See the Exotic/Captive Wildlife *Guidelines* in this chapter for a complete AVMA/USDA Advisory on declawing/defanging.

- 8-218..... American Humane recommends that production use only qualified animal handlers who practice humane training techniques.
- 8-219..... American Humane encourages that production request USDA inspection reports from owner compounds and training facilities prior to contracting their animals for production, and to reject suppliers that have recent and/or repeated incidents of animal abuse and/or neglect or other USDA violations related to animal care and treatment.
- 8-223..... American Humane recommends that production require the animal handler to sign an affidavit stating that the handler uses only positive reinforcement techniques to train and manage animals in filmed entertainment. A copy of the affidavit shall be provided to American Humane prior to production commencing.
- 8-224..... Production should insist that American Humane Certified Animal Safety Representative(s)<sup>™</sup> have unrestricted access to and presence at training compounds before, during and after production, to ensure that humane training methods are used and to assess the animals' appropriateness for the action prior to shooting.
- 8-225..... Primates used on sets must appear to be calm, well-behaved and comfortable in all situations, or American Humane will require a delay in filming.

\* Notes a federal, state or local animal welfare statute, code or permit consideration.

- 8-226 ..... Primates should be worked using only acceptable training methods incorporating positive reinforcement. Intimidation, threatening tactics, and shock collars or other shocking devices are unacceptable training and control methods, and their use is prohibited. Hitting or striking the animals is also prohibited.
- 8-227 ..... Prior to production commencing, primates must be trained to perform all anticipated behaviors and must be socially experienced, if required to work with other animals of the same or different species. If working in direct contact with human actors, the animals must be comfortable with the actors. Any changes to scripted action for the animals should be communicated clearly to American Humane and to the animal handler well in advance of scheduled shooting, to provide enough time for adequate behavioral training. Any last-minute changes to animal action might require American Humane to postpone shooting to allow time for proper training techniques to be used.
- 8-227.1 ... Primates that are underweight, overweight or otherwise not in appropriate physical or mental condition (based on animal behavior) to perform the required work shall not be used. Animals shall not be used if, in American Humane's judgment, they are not in appropriate condition or are not trained, prepared and conditioned to perform the required animal action.
- 8-227.2 ... Use of food (or restriction of food) as motivation should be monitored. Care must be taken to ensure the primates' intake of normal diet. Food deprivation for extended periods of time as a training method can lead to dangerous behavioral repercussions.

## **HOURS OF USAGE AND REST**

- 8-228 ..... When primates are to be used in productions for two or more consecutive days, care must be taken to ensure adequate rest. Animal handlers must know each animal's capabilities for dealing with workloads. The work schedule must allow for regular breaks from training and filming throughout the day, and breaks and rest schedules must be agreed upon by American Humane.
- 8-229 ..... Primates may be on set for no more than eight hours per day, beginning at the time of their arrival (call time) until the animal action is wrapped.
- Primates may not be worked more than a maximum of 10 hours per day, including travel time.
  - Primates under 1 year of age will be limited to a maximum of three to five hours on set per day. Individual animals' capabilities will be assessed by the American Humane Certified Animal Safety Representative™.

\* Notes a federal, state or local animal welfare statute, code or permit consideration.



- 8-230 ..... Nighttime use of monkeys and/or prosimians is discouraged. Nighttime use of apes is not permitted. (See Section B, Apes.)
- If monkeys and/or prosimians are used after sundown, their working time should not exceed three hours during darkness or occur later than 9 p.m., whichever comes first.
  - The nighttime use of monkeys and prosimians must be factored into their maximum daily limit of eight hours on set.
  - True nocturnal primates (e.g., some prosimians, owl monkeys) are best worked at night. However, as these animals have light-sensitive eyes, exposure to strong lighting should be minimized. (Also see Section A, Monkeys and Prosimians.)
  - American Humane should be consulted prior to filming.
- 8-233 ..... Stages must be kept cool around primates. Primates may not be on set for reasons other than filming, rehearsing, and preparing or otherwise becoming familiar with objects, people or other animals that will be in the scene, as agreed to in advance by American Humane.
- 8-234 ..... Primates may not be used as stand-ins or for lighting adjustments. Suitable animal substitutes should be used.
- 8-235 ..... American Humane encourages animal handlers to use doubles or backup animals that can be interchanged during production. This provides adequate rest for each animal and avoids the coercion of uncooperative animals.

## **SAFETY**

- 8-236 ..... Primates can be extremely strong. A minimum of two handlers must work with each large monkey (e.g., baboon, macaque) and any ape over the age of 2. American Humane recommends using three experienced animal handlers when working with any ape 4 years or older, to ensure control of the animal. (See Section A, Monkeys and Prosimians, and Section B, Apes.)
- 8-237 ..... \*Pursuant to the USDA, primates' teeth must not be modified by filing or cutting for any reason.
- 8-238 ..... The set must be closed to all unnecessary cast and crew when primates are on set. When primates are working outdoors, special precautions are necessary to prevent their escape, as primates are extraordinarily quick and have uncanny climbing abilities. Those precautions must be agreed upon by American Humane. If any safety line, leash, etc., is used, the animal must be habituated and comfortable with such use. (Also see *Guideline 1-36.*)
- 8-239 ..... Stages must be checked by the animal handler and American Humane for escape routes and potential hazards. Because primates can quickly climb to great heights and are capable of opening and closing doors, drawers and other objects, any products containing harmful chemicals or sharp items must be removed from the area. Props used on the set must be checked by the animal handler and American Humane. (Also see *Guideline 1-36.*)

\* Notes a federal, state or local animal welfare statute, code or permit consideration.

- 8-240 ..... Clothes used on primates must be loose fitting, easy to put on and remove (Velcro<sup>®</sup> is preferred), and may not interfere with the primates' senses or natural movements, including walking, climbing, hearing or seeing.
- 8-241 ..... Prior to filming, primates must be introduced to characters and stationary or moving objects that the primate may find frightening or otherwise unnatural.
- a. For example, primates must be familiarized with any animatronic objects or people in costume, such as those portraying clowns or beasts.
  - b. Primates should also be familiarized with any motion, lighting or noise effects, such as strobes, buzzers and honking horns.
- 8-242 ..... Safety meetings will be held routinely with cast and crew (following a schedule approved by American Humane), especially on long shoots, to maintain awareness that primates are wild animals and can pose a potential risk. Primates must be treated with respect and caution at all times. It must also be emphasized that each animal has a distinct personality, and that cast and crew must not become overly relaxed or complacent around the animals, thinking they know their behaviors. Cast and crew must maintain respect for primates' capabilities at all times.
- 8-243 ..... Animals must be kept in a quiet, secluded holding area when not working on the set. It shall be clearly communicated to cast and crew that animals are off-limits when they are not working.

## **HOUSING AND GENERAL CARE**

- 8-244 ..... If primates come from different suppliers/animal handlers, provisions must be made to keep the animals housed separately and habituated to work together during production.
- 8-246 ..... \*American Humane recommends that production companies require sufficient holding cages or enclosures that, at a minimum, meet USDA/APHIS standards, and that those holding cages/enclosures be available to house primates during the shoot. Perches and/or climbing opportunities must be provided for each animal. American Humane considers these standards to be at a minimal level and expects that humane owners and trainers will exceed these standards.
- 8-247 ..... During the production, housing facilities must be designed and constructed so that they are structurally safe for the species of primates housed in them. Housing must be kept in good repair, protect the animals from injury, contain the animals securely, and restrict other animals (including vermin) from entering. Such space and conditions must be approved by American Humane.
- 8-248 ..... During filming, primates must be kept in facilities that provide shelter from wind, rain and extreme temperature variations. Ambient temperatures must be kept between 50 and 85 degrees Fahrenheit, ideally in the 70s.
- 8-249 ..... If primates are housed in a vehicle at a location for filming, the same housing requirements (safety, security, ability to exercise, USDA mandated space standards) must be met.

\* Notes a federal, state or local animal welfare statute, code or permit consideration.



- 8-251 ..... During filming, primates may be housed only in enclosures that do not permit the transfer of waste materials between enclosures.
- 8-252 ..... While on set, all primates must be provided with spill-proof sources of water in a device that is not easily soiled. Water sources must be checked frequently throughout the day to ensure the primates' access to clean, potable water.
- 8-253 ..... During production, primates must never be left unsecured, unattended or alone in vehicles. Staffing must be adjusted accordingly to provide primates with appropriate care and supervision, which should not be left to unqualified personnel.

**ADVISORY:** Production must provide on-set housing or parking as close to the filming location as would allow trainers to properly attend to the animals. Security personnel may also be necessary near the housing and/or parked vehicle.

## **ZOONOTIC DISEASE RISKS**

- 8-254\* ..... Prior to primates' arrival on set, proof of negative tuberculosis tests must be provided to production by the owner or trainer for each primate used, pursuant to USDA regulations. For certain species, additional tests (e.g., herpes B virus, hepatitis A and B) must be provided, along with an up-to-date record of vaccinations/infectious disease tests for each primate, or a letter from the attending veterinarian stating why a specific test has not been given and/or is unwarranted for the individual animal. American Humane may request such information.
- 8-255 ..... If primates are to be mixed with other non-primate animals, veterinary health certificates must be presented to American Humane prior to production commencing, along with any vaccination records, as deemed appropriate by American Humane.
- 8-256 ..... Issues and risks of zoonotic disease transmission will be clearly communicated to cast and crew, as well as their need to wash their hands and any other body parts that come in contact with primates. Because of their close genetic relationship to humans, primates can share many of the same colds and diseases to which humans are susceptible. Primates not only can be potential disease vectors, but they can become gravely ill from disease transmission from humans. A written handout describing proper hygienic practices is available from American Humane, and it can be distributed and discussed with cast and crew.
- 8-257 ..... Any time a primate defecates or urinates on set, work must stop and the area must be thoroughly cleaned to prevent the spread of communicable diseases.
- 8-258 ..... Human contact with a primate shall be limited to only those people necessary for filming. Any cast or crew member with a cold, respiratory infection or other contagious virus must be prevented from working near any primate until that cast or crew member is fully recovered. This should also include people working around sets or with equipment that primates have access to, or around holding facilities for the animals.

\* Notes a federal, state or local animal welfare statute, code or permit consideration.

- 8-259 ..... Primates showing respiratory symptoms (e.g., nasal discharge, coughing or sneezing) must be examined by a qualified veterinarian prior to returning to work. Possible contagion issues will be discussed with cast and crew.
- 8-260 ..... Primate bites or scratches that break the skin should be evaluated to determine the necessity for medical attention. American Humane requires documentation that production has reported the bite to appropriate animal control agencies.
- a. A physician shall examine any primate bite or scratch to a human.
  - b. A veterinarian shall examine any primate bite to another animal.
  - c. Any primate bite that requires medical or veterinary attention must be reported by production to the local animal control agency or public health agency (as appropriate in the jurisdiction). Documentation of the report must be provided to American Humane. In addition, American Humane will notify local animal control agencies as to the presence of primates on location for filming.
  - d. Production will provide both the person who was bitten (or the owner of the animal bitten) and the animal control agency/health agency with the biting primate's licensing and vaccination information and its owner's name and address, and will provide a copy of such documentation to American Humane.

## **ENRICHMENT/PSYCHOLOGICAL WELL-BEING**

- 8-261\* ..... The Federal Animal Welfare Act mandates certain protocols for ensuring primates' psychological well-being, including provisions for environmental enrichment in the animals' enclosures. When primates work at a distant location from their home facility for two or more consecutive full days, enrichment of their temporary holding enclosures must be met. This includes appropriate perching and nesting furnishings, as well as behavioral and psychological enrichment activities and equipment, as agreed upon by American Humane.

\* Notes a federal, state or local animal welfare statute, code or permit consideration.



## **SECTION A**

### **MONKEYS AND PROSIMIANS**

(e.g., Baboons, Capuchins, Macaques and Bush Babies, Lemurs, Lorises, etc.)

#### **TRAINING**

8-220A.... American Humane recommends that no monkey or prosimian under 1 year of age be worked on set.

8-222A.... If mothers and infant monkeys or prosimians need to be separated for training purposes, American Humane recommends they not be separated until the offspring are at least 1 year of age.

#### **HOURS OF USAGE AND REST**

8-230A.... Nighttime use of monkeys and/or prosimians is discouraged.

- a. If monkeys/prosimians are used after sundown, their working time should not exceed three hours during darkness or occur later than 9 p.m., whichever comes first.
- b. The nighttime use of monkeys and prosimians must be factored into their maximum daily limit of eight hours on set.
- c. True nocturnal primates (e.g., some prosimians, owl monkeys) are best worked at night. However, as these animals have light-sensitive eyes, exposure to strong lighting should be minimized.
- d. American Humane should be consulted prior to filming.

8-231A.... When monkeys or prosimians are used past 6 p.m., the animals must be conditioned and habituated to working in the evening. Work after dark should be limited to three hours, with frequent breaks (i.e., every half-hour) to rest the animals and assess their ability to continue.

8-232A.... If monkeys or prosimians are worked outside after dark, extra precautions, due to limited visibility, must be put in place to avoid injury or escape. These precautions must be approved by American Humane. (Also see *Guideline 1-36.*)

\* Notes a federal, state or local animal welfare statute, code or permit consideration.



## **SECTION B**

### **APES**

(e.g., Chimpanzees, Gibbons, Orangutans)

#### **TRAINING**

8-220B.... American Humane recommends that no apes under 2 years of age be worked on set.

8-222B.... If mothers and infant apes need to be separated for training purposes, American Humane recommends they not be separated until the offspring are at least 2 years old; and, until the age of 5, offspring and mothers should be reunited at the end of each day following training periods.

#### **HOURS OF USAGE AND REST**

8-229B.... Apes may be on set for no more than eight hours per day, beginning at their time of arrival (call time) until the animal action is wrapped. Apes may not be worked more than a maximum of 10 hours per day, including travel time. Infant apes (under 2 years of age) will be limited to a maximum of three to five hours on set per day (each individual's capabilities will be assessed by the American Humane Certified Animal Safety Representative™).

8-230B.... Nighttime use of apes is not permitted. Ape action should be wrapped by darkness, as apes naturally sleep after dusk. American Humane suggests filming day for night when scenes require apes appearing to be used at night.

#### **SAFETY**

8-236B.... Apes are extremely strong by the time they are 2 years old and, due to their opposable big toes, they also have extraordinary control. A minimum of two handlers must work with each ape over the age of 2. American Humane recommends using three experienced trainers when working with any ape 4 years of age or older, to ensure control of the animal.

8-237B.... Apes can be very possessive of objects and food. Care must be taken when working around apes on set, and only trainers should move props or food in the presence of apes, unless crew members are given specific permission by the trainer. Crew members should not have food on set when apes are present.

#### **HOUSING AND GENERAL CARE**

8-238B.... American Humane encourages production and trainers to house all apes on compounds with social companions, as social deprivation has proven to be detrimental to the long-term welfare of apes.

\* Notes a federal, state or local animal welfare statute, code or permit consideration.




**"No Animals Were Harmed"<sup>®</sup>**

— a certification program of —

American Humane<sup>™</sup>

- 8-249B.... When apes work on set for two or more consecutive full days (i.e., six or more hours per day), a play area, an empty room or a private park where apes may safely and securely exercise and relax must be provided.
- 8-250B.... When apes work on set for three or more consecutive full days (i.e., six or more hours per day, excluding travel days) or on location, away from the animal compound (where the animals live), a compatible social companion of the same species must be provided to the apes to interact with during downtime. The duration and frequency of breaks must be approved by American Humane.



## CHAPTER 8 REPTILE GUIDELINES

(Lizards, Snakes, Turtles, etc.)

**IMPORTANT REMINDER:** Reptiles are known to carry salmonella. When reptiles are used and handled on a set, antibacterial gel and/or facilities for washing hands with soap and warm water shall be made available, and their use encouraged among cast and crew. The Centers for Disease Control and Prevention (CDC) lists children, the elderly and people with impaired immune systems as particularly at risk of infection.

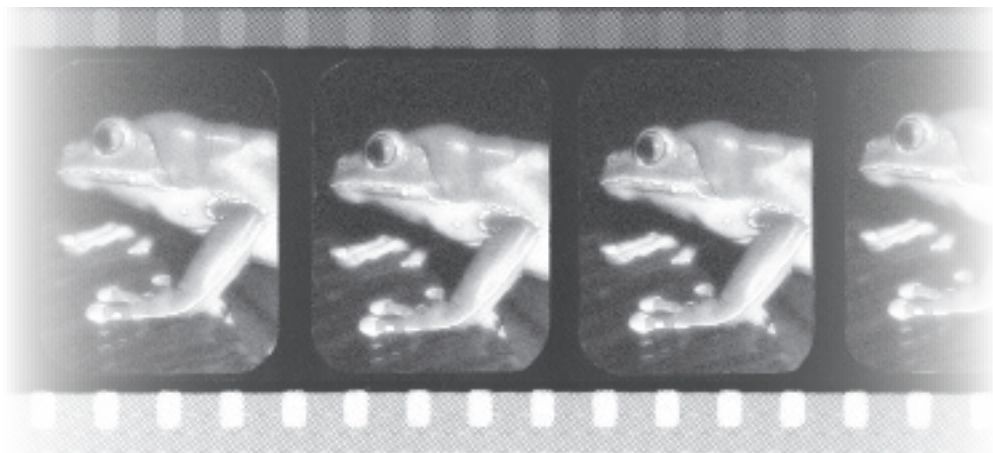
- 8-262 ..... American Humane’s *Guidelines for the Safe Use of Animals in Filmed Media* apply to anyone bringing an animal to the set, including members of the cast or crew.
- a. For safety and efficiency, American Humane recommends that producers hire animal handlers experienced in motion picture production to supply all reptiles for production. However, if production chooses to have private owners — including cast and crew — provide reptiles, all requirements of the *Guidelines* must be implemented.
  - b. When applicable, producers shall distribute in advance the instruction sheet on “Special Requirements for Extras/Others Who Supply Animals.”
- 8-262.1 ... Only animal handlers with knowledge of the specific reptile species being utilized shall be used.
- 8-263 ..... Reptiles shall be provided with adequate housing for their species. (See the Housing and General Care section in Chapter 1.) Sand or wood shavings are not recommended for most species because they are often eaten by the animals and can cause digestive impaction.
- 8-264 ..... When using dangerous reptiles, a safety meeting must be called to include all relevant cast and crew. American Humane shall be invited to participate in the safety meeting. (Also see Industry-Wide Labor-Management Safety Committee Safety Bulletin #12, “Guidelines for the Use of Exotic Venomous Reptiles.”)

\* Notes a federal, state or local animal welfare statute, code or permit consideration.



- 8-265 ..... When using snakes and other animals together in the same scene, care must be taken to protect the safety of both the snakes and the other animals. Each must be accustomed to being around the other.
- 8-266 ..... When venomous snakes are used with other animals or actors, safety precautions must be taken for the welfare of all concerned. These precautions may include the use of barrier glass and/or the use of professional snake wranglers as stand-ins for stunt people.
- 8-267 ..... American Humane does not condone the suturing of snakes' mouths for filmed entertainment. Should questions of human safety be at issue, please call American Humane for consultation.
- 8-268 ..... **ADVISORY:** Productions are advised to discuss safety precautions with the venomous-snake supplier and American Humane. It is advised that a medical facility equipped to handle venomous-snake bites be identified. Any person bitten by a snake should be treated at a medical facility, whether or not antivenin is administered on set. (Also see Industry-Wide Labor-Management Safety Committee Safety Bulletin #6, "Animal Handling Rules for the Motion Picture Industry," paragraph 13.)
- 8-269 ..... Under no circumstances may a snake's fangs be pulled, clipped or otherwise altered.
- 8-270 ..... Snakes may only be milked on-screen if done by an experienced snake handler familiar with the procedure. They may not be milked in an attempt to reduce the amount of venom in the snake's fangs, because milking does not completely eliminate venom.
- 8-271 ..... Neither carbon dioxide gas nor dry ice may be used around snakes or other reptiles. Should a production or animal handler need to slow down the movements of a snake or other reptile, temporary containment in a box or other darkened condition shall be allowed. A 10- to 20-degree Fahrenheit drop in temperature is natural and is the maximum that a snake or other reptile shall be required to endure. When cooling methods are used, American Humane must grant prior approval, and production or the animal handler must indicate the method to be employed to gradually cool and warm the animal.
- 8-272 ..... Before and after handling a reptile, individuals must wash their hands with warm water and mild soap. The reptile must be gently scooped up, taking care to provide full support with one hand and using the second hand to ensure that the animal does not fall or otherwise escape. When in doubt, check with the animal handler or coordinator.
- 8-272.1 ... Care must be taken to ensure that animals do not escape the set or location. Production and the animal handler must also have a safety plan in place that will prevent the escape of animals from the set or location and provide for their safe recapture, should an accident or escape occur. (Also see *Guideline 1-36*.)

\* Notes a federal, state or local animal welfare statute, code or permit consideration.



## CHAPTER 8

### AMPHIBIAN GUIDELINES

(Frogs, Salamanders, etc.)

**IMPORTANT REMINDER:** Amphibians are known to carry salmonella. When amphibians are used and handled on a set, antibacterial gel and/or facilities for washing hands with soap and warm water shall be made available and their use encouraged among cast and crew. The Centers for Disease Control and Prevention (CDC) list children, the elderly and people with impaired immune systems as particularly at risk of infection.

8-273 ..... American Humane’s *Guidelines for the Safe Use of Animals in Filmed Media* apply to anyone bringing an animal to the set, including members of the cast or crew.

- a. For safety and efficiency, American Humane recommends that producers hire animal handlers experienced in motion picture production to supply all amphibians for production. However, if production chooses to have private owners — including cast and crew — provide amphibians, all requirements of the *Guidelines* must be implemented.
- b. When applicable, producers shall distribute in advance the instruction sheet on “Special Requirements for Extras/Others Who Supply Animals.”


8-273.1 ... An animal handler with knowledge of the specific amphibian species being utilized shall be used.

8-274 ..... Amphibians shall be provided with adequate housing for their species. (See the Housing and General Care section in Chapter 1.) As with fish, water quality is important to the health of amphibians. The use of chlorine/chloramine removers (sold in aquarium shops) to dechlorinate the water and remove other contaminants shall be used.

\* Notes a federal, state or local animal welfare statute, code or permit consideration.



- 8-275 ..... Sand or wood shavings are not recommended for most species because they are often eaten by the animals and can cause digestive impaction.
- 8-276 ..... Neither carbon dioxide gas nor dry ice may be used around amphibians. Should a production or animal handler need to slow down the movements of an amphibian, temporary containment in a box or other darkened condition shall be allowed. A 10- to 20-degree Fahrenheit drop in temperature is natural and is the maximum that an amphibian shall be required to endure. When cooling methods are used, American Humane must grant prior approval, and production or the animal handler must indicate the method to be employed to gradually cool and warm the animal.
- 8-277 ..... Most salamanders are not suitable for handling. Should a salamander need to be handled, a mesh fish net shall be used.
- 8-278 ..... As with fish, the oils, salts and heat in human skin can be toxic to amphibians. Salamanders and other amphibians generally have extremely sensitive, permeable skin. Many salamanders and other amphibians excrete toxic fluid from their skin that can harm humans.
- 8-279 ..... Before and after handling an amphibian, individuals must wash their hands with warm water and mild soap. The amphibian must be gently scooped up, taking care to provide full support with one hand and using the second hand to ensure the animal does not fall or otherwise escape. Never hold an amphibian with two fingers. When in doubt, check with the animal handler or coordinator.
- 8-279.1 ... Care must be taken to ensure that animals do not escape the set or location. Production and the animal handler must also have a safety plan in place that will prevent the escape of animals from the set or location and provide for their safe recapture, should an accident or escape occur. (Also see *Guideline 1-36*.)



## CHAPTER 8

### WILDLIFE GUIDELINES

**NOTE:** Also see Industry-Wide Labor-Management Safety Committee Safety Bulletin #31, “Safety Awareness When Working Around Indigenous ‘Critters.’” When working with wildlife (such as raccoons, chipmunks, deer, etc.) supplied by an animal handler, wildlife rehabilitator or other party, refer to the Exotic/Captive Wildlife *Guidelines* in this chapter.

#### WILDLIFE NATURAL TO FILMING LOCATION

8-280 ..... It is production’s responsibility to ensure the safety of native animals in the filming area, and to consult the agency or people responsible for the removal of wildlife from location sets.

- a. Any such animals that remain on the set are subject to American Humane’s *Guidelines*.
- b. If native animals are not to remain on the set, they must be carefully removed, relocated, properly housed and cared for, and then safely returned to their habitat after filming.

8-280.1 ... When filming in a location where wildlife may appear naturally, film crews shall not interfere with such wildlife in any way and may not film such wildlife without the involvement of American Humane.

8-281\*..... Wildlife must not be manipulated for filming purposes. Wildlife in most instances are protected by state and federal laws. Animals may be filmed documentary-style in their natural habitat, but should not be frightened, corralled, chased or otherwise manipulated for the sake of filming.

8-281.1\*.. **Never touch or handle wildlife!** Wild animals are not trained animal actors and are not familiar with humans. Wild animals are known to carry diseases that can affect other animals as well as humans.

\* Notes a federal, state or local animal welfare statute, code or permit consideration.



- 8-282\*..... Should the need arise to remove a wild animal from a location for human safety and/or animal welfare, production shall contact the appropriate state wildlife department for professional assistance. An animal handler knowledgeable about the species of animal and familiar with proper removal and relocation techniques shall be used. In certain situations, USDA, federal and state wildlife regulations shall also apply.
- 8-283..... In most areas, it is illegal to kill, capture, take, possess or permanently release wildlife without prior approval or a permit from the appropriate state agency. The removal, handling or taking of animal parts, such as bones, antlers, feathers, eggs or nests, is also illegal.
- 8-284..... Production may not intentionally harm — and must take precautionary measures to protect — nests, dens, caves, caverns and other living spaces of animals.
- 8-285..... Recreational fishing while on location is not allowed. American Humane's jurisdiction applies to the area being filmed, including wildlife found on set or location. Hunting or trapping in the set location is also prohibited.

## **RELEASE OF WILDLIFE**

- 8-286\*..... The permanent release of non-indigenous animals is prohibited and strictly enforced by federal and state laws.
- 8-287\*..... Certain animals deemed "invasive" by law shall not be permanently released.
- 8-288\*..... PRIOR APPROVAL from American Humane for the permanent release of indigenous animals is required.
- a. Production and/or the animal handler must provide, in advance, proof of a proper "release" permit or written permission approving the permanent release of indigenous animals granted by the appropriate federal, state and/or local agencies. This permit or written permission must include the type and number of animals being released and approval of the location of the release.
  - b. In order to survive permanent release, animals must become independent and wary of people. A number of factors should be considered when selecting a location for releasing animals, including: Does the selected area provide adequate food and shelter? Is both vehicle and human traffic sparse? Are hunting and trapping permitted?
  - c. Once the appropriate permits are obtained and American Humane has approved an animal for permanent release, the cage containing the animal should be kept outside in a protected area during the day, and the location should be changed daily. An animal being permanently released should have at least one week of outside exposure prior to release.

\* Notes a federal, state or local animal welfare statute, code or permit consideration.




- 8-289 ..... American Humane recommends that productions be proactive when choosing times or seasons in which to film animals and/or to release wildlife.
- a. No wildlife shall be permanently released in inclement weather.
  - b. Air temperature, heavy cloud cover, wind, rain, snow, etc., all play a role when an animal is first released into the wild, affecting its chances of survival.
- 8-290 ..... Care must be taken to ensure that non-indigenous animals are removed from the area after production.

\* Notes a federal, state or local animal welfare statute, code or permit consideration.



**"No Animals Were Harmed"**  
— a certification program of —  
American Humane™





A stylized graphic on the right side of the page. It features a black silhouette of a film strip with white rectangular frames, curving downwards. Below the film strip is a white silhouette of a dog's head, facing right, with a black outline for its eye and ear. The background behind the graphic consists of several diagonal lines radiating from the top right towards the center, creating a sense of depth and light.

**AMERICAN★HUMANE**  
*FIRST TO SERVE™*

**National Headquarters**

1400 16th Street NW, Suite 360  
Washington, DC 20036

(800) 227-4645

Email: [info@americanhumane.org](mailto:info@americanhumane.org)

**“Film & Television”® program**

1400 16th Street NW, Suite 360  
Washington, DC 20036

(818) 501-0123

[humanehollywood.org](http://humanehollywood.org)